A REGULAR MEETING OF THE BOARD OF DIRECTORS
UPPER SAN GABRIEL VALLEY MUNICIPAL WATER DISTRICT
602 E. HUNTINGTON DRIVE, SUITE B, MONROVIA, CA 91016
9:00 A.M. – OCTOBER 14, 2020

SPECIAL NOTICE
Teleconference Accessibility

Pursuant to Executive Order N-29-20 issued by Governor Newsom in response to the COVID-19 pandemic, the Upper District will hold its board meeting via teleconference or the most rapid means of communication available at the time. Instructions to participate in the teleconference are below:

Attendee Zoom Webinar Link **Meeting ID: 863 5729 5892**
https://us02web.zoom.us/j/86357295892

Telephone Dial: **Meeting ID: 863 5729 5892**
1 (669) 900–6833 US

Public comments may be made through teleconference when prompted by the President during the public comment period. Public comments may also be provided by emailing christy@usgvmwd.org in advance of the meeting. Please indicate "PUBLIC COMMENT" in the subject line.

If you have difficulty connecting to the teleconference line, please call (626) 443-2297 or email ruben@usgvmwd.org. ***It may take a few minutes to join Zoom or connect via telephone so please join early.***

AGENDA

1. PLEDGE OF ALLEGIANCE

2. ROLL CALL OF BOARD OF DIRECTORS

3. ADOPTION OF AGENDA [1]

4. PUBLIC COMMENT
   Anyone wishing to discuss items should do so now. The Board of Directors may allow additional input during the meeting. A three-minute time limit on remarks is requested.

5. COMMITTEE REPORTS [2]

   (a) Administration and Finance *(Contreras, Chair – Treviño, Vice-Chair)*
   Minutes of meeting held on September 3, 2020 enclosed.

   (b) Government Affairs and Community Outreach *(Santana, Chair – Fellow, Vice-Chair)*
   Minutes of meeting held on September 8, 2020 enclosed.

   (c) Water Resources and Facility Management *(Treviño, Chair – Contreras, Vice-Chair)*
   Minutes of meeting held on September 22, 2020 enclosed.

6. CONSENT CALENDAR [1]

   (a) Approve minutes of a regular meeting of the Board of Directors held on September 23, 2020 at 9:00 a.m.

(b) Approve List of Demands.

(c) Financial Reports – August 2020.
   1. Financial Statements.
   2. Director's Public Outreach.

7. ACTION/DISCUSSION ITEMS [1]

(a) Conservation Program Funding FY 2020/21 and 2021/22. *(Staff memorandum enclosed.)*

Recommendation

The Government Affairs and Community Outreach Committee recommends that the Board of Directors approve staff's recommendation for Upper District's Conservation Program Funding FY 2020/21 and 2021/22, which is funded through member agency allocation funds received though Metropolitan Water District.

(b) Board and Committee Meeting Holiday Schedule. *(Staff memorandum enclosed.)*

Recommendation

The Administration and Finance Committee recommends that the Board of Directors approve staff's recommendation to reschedule Board and/or Committee meetings impacted by the holidays.

8. INFORMATION ITEMS (These items are for the information of the Board of Directors and require no action) [2]

(a) LAFCO Alternate Representative Election Results.
(b) Press Releases – None.
(c) Newspaper Articles.

9. ATTORNEY'S REPORT [2]

10. ENGINEER'S REPORT [2]

11. GENERAL MANAGER'S REPORT [2]

12. METROPOLITAN REPORT [2]

13. WATER QUALITY AUTHORITY REPORT [2]

14. WATERMASTER REPORT [2]

15. AB 1234 COMPLIANCE REPORT [2]

16. DIRECTOR'S COMMENTS [2]

17. FUTURE AGENDA ITEMS [1]

18. ADJOURN TO CLOSED SESSION

(a) Conference with Legal Counsel (Government Code Section 54956.9); Potential Litigation: one case.
(b) Conference with Legal Counsel (Government Code Section 54957); Performance Review: General Manager.

19. RESUME REGULAR MEETING AND REPORT ON CLOSED SESSION

20. ADJOURNMENT - To a regular meeting of the Board of Directors to be held on October 28, 2020 at 9:00 a.m. via teleconference or the most rapid means of communication available at the time.

LEGEND: [1] INDICATES ACTION ANTICIPATED BY BOARD OF DIRECTORS ON THIS ITEM
[2] INDICATES INFORMATION ITEM - NO BOARD ACTION NECESSARY

PRESIDENT ED CHAVEZ, PRESIDING

American Disabilities Act Compliance *(Government Code Section 54954.2(a))*
To request special assistance to participate in this meeting, please contact the Upper District office at (626) 443-2297 or valeria@usgvmwd.org at least 24 hours prior to meeting.

MEMORANDUM

5. (a)
COMMITTEE REPORTS

October 8, 2020

TO: **BOARD OF DIRECTORS**

FROM: **ADMINISTRATION AND FINANCE COMMITTEE**

SUBJECT: **MINUTES OF THE ADMINISTRATION AND FINANCE COMMITTEE MEETING AND SPECIAL MEETING OF THE BOARD OF DIRECTORS – September 03, 2020**

SPECIAL NOTICE - Teleconference Meeting
Pursuant to Executive Order N-29-20 issued by Governor Newsom in response to the COVID-19 pandemic, this meeting was held via teleconference.

ATTENDANCE:

Alfonso Contreras, Chair	Patty Cortez	Ruben Gallegos
Charles Treviño, Vice Chair	Robert Tock	Scott Manno
Jennifer Santana	Christy Hawkins	Gardenya Duran
Tom Love	Venessa Navarrette	Steven O'Neill
Evelyn Rodriguez	Nichol Delgado	Chelsea Scharf
		Lenet Pacheco

1. **Call to Order.**

2. **Public Comment.** None.

3. **FY 2019/20 Audit Entrance Conference.**
Evelyn Rodriguez, Director of Administration and Finance, introduced Mr. Scott Manno, Engagement Partner, and Gardenya Duran, Engagement Manager, from Rogers, Anderson, Malody & Scott, LLP (RAMS).

Mr. Manno presented the auditor's letter to the Board of Directors and management of Upper District. He discussed the auditor's and Upper District's responsibilities as they relate to the engagement. The then talked about the planned scope and approach for the FY 2019/20 audit. Ms. Duran announced the scheduled start of audit on September 14, 2020.

This item was presented for information purposes only. No action was taken by the Committee.

4. **Board and Committee Meeting Holiday Schedule.**
Ms. Rodriguez discussed the upcoming holidays which could potentially impact committee and board meetings. Staff proposed the following holiday meeting schedule:
   a. Hold only one Board meeting on Wednesday, November 18th at 9:00 a.m.
   b. Reschedule the Water Resources and Facility Management Committee meeting from November 24th to Tuesday, November 17th at 4:00 p.m.

602 E. Huntington Drive, Suite B | Monrovia, CA 91016 | (626) 443-2297 (phone) | (626) 443-0617 (fax) | www.upperdistrict.org

c. Reschedule the Administration and Finance Committee meeting from November 26th to Thursday, November 19th at 4:00 p.m.
d. Hold only one Board meeting on Wednesday, December 9, 2020 at 9:00 a.m.
e. Reschedule the Water Resources and Facility Management Committee meeting from December 22nd to Tuesday, December 15th at 4:00 p.m.
f. Reschedule the Administration and Finance Committee meeting from December 24th to Thursday, December 17th at 4:00 p.m.

Director Contreras expressed support for staff's recommendation and stated that he will also support cancellation of the November and December Administration and Finance Committee meetings if there are no urgent matters. He then requested a discussion of the budget for the new building at a future meeting.

Director Treviño requested to hold a Water Resources and Facility Management (WRFM) Committee meeting in November or December to get an update on the new office building.

Tom Love, General Manager, stated that staff will monitor future action items for committee discussion and will request cancellation of meetings in the absence of urgent matters. He added that the architects are developing a preliminary cost estimate for the new building to be presented at a future WRFM Committee meeting.

Following discussion, the Administration and Finance Committee recommended that the Board of Director approve staff's recommendation to reschedule board and/or committee meetings impacted by the holidays.

5. <u>Oral Reports.</u>

Mr. Love reported on his recent meeting with a potential tenant for the new office building. He stated that staff will continue exploring available options and provide updates to the Board.

6. <u>Other Matters.</u>

Ms. Rodriguez presented the Chaffey Federal Credit Union (CFCU) and the many programs it offers. She stated that an Upper District membership in CFCU can provide additional optional benefits for staff at no cost to the District.

Directors Contreras and Treviño expressed their support for Upper District's membership in CFCU.

Director Santana also expressed support for a credit union membership.

NEXT MEETING: October 22, 2020 at 4:00 p.m.

cc: General Manager

MEMORANDUM

5. (b)
COMMITTEE REPORTS

September 17, 2020

TO: **BOARD OF DIRECTORS**

FROM: **GOVERNMENT AFFAIRS AND COMMUNITY OUTREACH COMMITTEE**

SUBJECT: **MINUTES OF THE GOVERNMENT AFFAIRS AND COMMUNITY OUTREACH COMMITTEE AND SPECIAL MEETING OF THE BOARD OF DIRECTORS – September 8, 2020**

SPECIAL NOTICE - Teleconference Meeting

Pursuant to Executive Order N-29-20 issued by Governor Newsom in response to the COVID-19 pandemic, this meeting was held via teleconference.

ATTENDANCE:			
	Jennifer Santana (Chair)	**Al Contreras**	Jessica Shewmaker
	Anthony Fellow (Vice Chair)	**Charles Treviño**	David Muse
	Patty Cortez	Ruben Gallegos	
	Tom Love	Christy Hawkins	
	Nichol Delgado	Elena Layugan	
	Steve Baker	Chelsey Scharf	

1. **Call to Order.**

2. **Public Comment.** None.

3. **Legislative Update.**

   a. Sacramento

   Steve Baker, Aaron Read and Associates, provided the Sacramento update. He gave a summary on the end of session volleying and problems with remote voting in the Senate due to COVID-19.

   He provided an update on SB 1044, a bill which Upper District supported. He addressed the significant restrictions the bill creates on the use of polyfluoroalkyl substances (PFAS). He summarized the compromise that was established with oil refiners for the continued use of PFAS firefighting chemicals for ultra-large petroleum fires.

   Steve Baker and Director Santana discussed concerns regarding the current chemicals that are being used to fight wildfires. He reassured the committee that the current resources being used to combat the wildfires are not harmful to the public. He explained that the pink powder retardants that are used cause no harm to the public and are not like PFAS substances.

602 E. Huntington Drive, Suite B | Monrovia, CA 91016 | (626) 443-2297 (phone) | (626) 443-0617 (fax) | www.upperdistrict.org

Jessica Shewmaker, Legislative Advocacy Group, provided her legislative report. She summarized the legislation that was monitored related to COVID-19 issues that may impact governance issues for Upper District. She highlighted two bills which ensure worker's compensation and extended family leave during the ongoing pandemic.

She continued to report on the Safe Clean Water Program. She provided an update on the approval of the San Gabriel Valley WASC's revised Stormwater Investment Plan and is now awaiting approval from the County Board of Supervisors. She then addressed the upcoming deadline for call for projects for FY 2021-22, October 15th.

2019-2020 State Legislative Tracker

The Director of Government and Community Affairs presented the committee with an overview of the bills Upper District took position on. This item was presented to the committee for information purposes.

4. **Conservation Program Funding FY 2020/21 and 2021/22**

The Director of Government and Community Affairs presented staff's recommendation for Upper District's Conservation Program Funding FY 2020/21 and 2021/22, which is funded through the member agency allocation funds received through Metropolitan Water District (MWD).

She provided a brief background on the Member Agency Allocation (MAA) funding that is allocated every two fiscal years by MWD to each of its member agencies. The funds may be used for water efficiency programs. Project proposals must be submitted this year for the two year fiscal cycle and they must be implemented within the agency's service area.

She reported the MAA allocation for FYs 20/21 – 21/22 is $572,000. She explained that $143,000 of that funding can be used as 'flex funding' for Upper District, projects with non-documented water savings, such as the Water Fill Station (WFS). She reported that $100,000 of the 'flex funding' will be for Upper District's WFS, allowing the remaining $43,000 to be used for future producer or Upper District projects within the next 2 fiscal years.

She suggested that Upper District's '6 for 60' residential retrofit program be continued for implementation within the next 2 years. Funding for this project would be available once it is safe to proceed, due to COVID-19. In the event the program cannot be implemented due to restrictions, the funds could be shifted to a new program.

Vice President Contreras and the Director of Government Affairs and Community Outreach discussed the approved and sited WFS that are accounted for once it is safe to proceed. The Director of Government and Community Affairs explained that funding for pending stations is allocated for and moving forward, the program will be offered as a grant opportunity or co-partnership for producers, cities, and schools.

The committee approved staff's recommendation and moved the item for full Board consideration.

5. **Other Matters.** None.

NEXT MEETING: Tuesday, October 13, 2020 at 4:00 p.m.
cc: General Manager

MEMORANDUM

5. (c)
COMMITTEE REPORTS

September 29, 2020

TO: **BOARD OF DIRECTORS**

FROM: **WATER RESOURCES AND FACILITY MANAGEMENT COMMITTEE**

SUBJECT: **MINUTES OF THE WATER RESOURCES AND FACILITY MANAGEMENT COMMITTEE AND SPECIAL MEETING OF THE BOARD OF DIRECTORS - September 22, 2020**

SPECIAL NOTICE - Teleconference Meeting

Pursuant to Executive Order N-29-20 issued by Governor Newsom in response to the COVID-19 pandemic, this meeting was held via teleconference.

ATTENDANCE:

Charles M. Treviño (Chair)	Patty Cortez	Julian Lee	Ruben Gallegos
Alfonso "Al" Contreras (Vice Chair)	Steve Johnson	Lenet Pacheco	Nichol Delgado
Tom Love	Anteneh Tesfaye	Chelsea Scharf	Elena Layugan
Robert Tock	Jose Martinez	Christy Hawkins	

1. **Call to Order.**

2. **Public Comment.** None.

3. **Approval of Cyclic Water Storage Agreement.**

The General Manager explained that the Cyclic Water Storage agreement is a long-term ongoing agreement between Upper District and the Metropolitan Water District of Southern California (MWD). He briefly discussed the agreement being an adaptive management tool for groundwater basin stability and some of key terms. He then discussed making the agreement more flexible to increase the amount of water purchased.

Director Contreras and the General Manager discussed the length of term for the new Cyclic Storage Agreement and that its execution would subsequently terminate the prior agreement.

The General Manager differentiated between the Cyclic Storage Agreement and the payment agreement.

The Committee approved sending the item to the Board of Directors with recommendation to approve authorizing the General Manager to enter into a new Cyclic Storage Agreement with Metropolitan and the Main San Gabriel Basin Watermaster.

602 E. Huntington Drive, Suite B | Monrovia, CA 91016 | (626) 443-2297 (phone) | (626) 443-0617 (fax) | www.upperdistrict.org

4. Watermaster Water Order and Forecasting Accounting.

The Assistant General Manager/Chief Engineer (AGM/CE) gave an overview of recharge activities and discussed projected water orders and deliveries for the fall.

Director Contreras and the AGM/CE discussed water supply availability for selling to the water producers.

5. Safe, Clean Water Program.

The General Manager reported that the program has released their call for new project applications for the next round of funding. The Board of Supervisors met to review and discuss stormwater investment plans presented on September 20th.

Director Treviño and the General Manager discussed the Regional Oversight Committee meeting again on October 29, 2020.

6. Water Agencies Update.

The General Manager reported that the San Gabriel Basin Water Quality Authority (WQA) had a lengthy dialogue at their last meeting regarding their legislative services contract.

He then reported that Watermaster held a status conference with the judge two weeks ago, during which the judge was very engaged, and that it went well. The judge also approved both the Puente Valley Cyclic Agreement and Three Valleys Cyclic Agreement.

The General Manager then reported that Metropolitan reviewed their rate increases that were adopted in April and determined the rates would be maintained for now. Metropolitan will continue to review the situation while seeking other cost saving measures. He discussed actions taken in regard to bonds which will save Metropolitan money in the long-run. He then stated that, at the October Water Stewardship Committee meeting, they discussed the Local Resources Program (LRP) goal of 170,000 acre feet per year as well as the Water Stewardship charge. He also reported that discussion will take place in October regarding institutional and financial considerations related to the Regional Recycled Water Program in anticipation of getting approval to begin preparation of the program's environmental document.

7. UD / MWD IRP Update.

The General Manager reported that Metropolitan is in the midst of completely redoing their Integrated Resources Plan (IRP). He explained that Upper District began their own IRP several months ago yet is holding off on finalizing it since MWD's IRP will influence Upper District's IRP.

Director Treviño stated that Metropolitan's scenario planning has been extensive.

8. Other Matters.

None.

NEXT MEETING: October 27, 2020 at 4:00 p.m.
cc: General Manager

A REGULAR MEETING OF THE BOARD OF DIRECTORS OF THE UPPER SAN GABRIEL VALLEY MUNICIPAL WATER DISTRICT 602 E. HUNTINGTON DRIVE, SUITE B, MONROVIA, CALIFORNIA 91016 9:00 A.M. – September 23, 2020

Pursuant to Executive Order N-29-20 issued by Governor Newsom in response to the COVID-19 pandemic, the Upper District held a regular meeting of the Board of Directors via zoom teleconference on September 23, 2020 at the hour of 9:00 a.m.

ROLL CALL

DIRECTORS PRESENT: Chavez, Contreras, Fellow and Treviño.

DIRECTORS ABSENT: Santana.

STAFF PRESENT: Tom Love, General Manager; Steve O'Neill, District Counsel; Steve Johnson, Consulting Engineer; Evelyn Rodriguez, Director of Finance and Administration; Patricia Cortez, Director of Government and Community Affairs; Christy Hawkins, Executive Assistant; Nichol Delgado, Community & Government Affairs Assistant; Elena Layugan, Conservation Coordinator. Ruben Gallegos, Project Assistant; Priscilla Lu, Accounting/Financial Analyst; and Venessa Navarrette, Administrative Assistant.

OTHERS PRESENT

Arnout van den Berg, Katano Kasaine, Gloria Gray, Adan Ortega, Lenet Pacheco, Logan Largent, Dave Michalko, Dan Arrighi, Jared Macias, Jose Martinez, Javier Vargas, David Muse, Elisa Mendez, Harvey de la Torre, Julian Lee, Lynda Noriega, Margarita Vargas, Tony Zampiello, Greg Galindo, David Armstrong, Stephanie Moreno, Michael Camacho, Anteneh Tesfaye, Tim Worley, David de Jesus, Dan Ferons, and Melissa Baum-Haley.

ADOPTION OF AGENDA

On motion by Vice President Contreras, seconded by Treasurer Treviño, the agenda was adopted as presented by the following roll call vote:

CONTRERAS:	**AYE**
FELLOW:	**AYE**
TREVIÑO:	**AYE**
CHAVEZ:	**AYE**
SANTANA:	**ABSENT**

PUBLIC COMMENT

President Chavez introduced Adan Ortega, a Director from the Metropolitan Water District of Southern California (Metropolitan) and Gloria Gray, Chairwoman of the Metropolitan Board.

Mr. Ortega addressed the Board and presented his professional background and his reasons for running for Chairman of Metropolitan's Board of Director. He discussed the challenges that Metropolitan is facing and the issues he will address if he is voted into the Chair position.

Ms. Gray addressed the Board and requested support for a second term as Chairwoman of the Metropolitan Board. She shared her professional background as well as the key issues she and the Metropolitan Board addressed during her current term. She also shared her accomplishments and stated that so much more work needs to be done to assure water quality and sufficient supply in the region.

Secretary Fellow, Ms. Gray and Mr. Ortega discussed the candidates' position on possible desalination projects for the Basin in the future.

Draft

Vice President Contreras thanked both candidates, Ms. Gray and Mr. Ortega, for coming before the Upper District Board for support and endorsement.

Treasurer Treviño stated that he is honored to have both candidates address the Board regarding their candidacy.

Ms. Gray and Mr. Ortega thanked Treasurer Treviño for his comments and discussed the issue of diversity in leadership on the Metropolitan Board.

President Chavez thanked Ms. Gray and Mr. Ortega for attending the meeting. He expressed confidence that both candidates will not only fight for the District but also its residents. He stated that he looks forward to working with both after the election for the Chair position.

CONSENT CALENDAR

On motion by Vice President Contreras, seconded by Secretary Fellow, the consent calendar was unanimously approved by the following roll call vote:

CONTRERAS:	**AYE**
FELLOW:	**AYE**
TREVIÑO:	**AYE**
CHAVEZ:	**AYE**
SANTANA:	**ABSENT**

(a) Approve minutes of a regular meeting of the Board of Directors held on September 9, 2020 at 9:00 a.m.

MWD RATE STRUCTURE

The General Manager introduced Mr. Arnout Van den Berg, Metropolitan's Revenue and Budget Manager, and Ms. Katano Kasaine, Assistant General Manager/ CFO of Metropolitan.

Mr. Van den Berg presented Metropolitan's rate structure including the rate components: Tier 1 and 2 Supply Rates, System Access Rate, System Power Rate, Water Stewardship Rate, Treatment Surcharge, Capacity Charge and Readiness-to-Serve Charge (RTS). He also discussed the capacity charge and RTS charge calculations for 2021 and 2022. He then provided a chart showing Upper District's net RTS charge for FY 2019/20 and 2020/21.

Vice President Contreras, Mr. Van den Berg and Ms. Kasaine discussed the potential draw on reserves anticipated by Metropolitan. They also discussed how the standby charge is distributed to the member agencies.

The General Manager stated that Metropolitan's rates are based on the amount of water sold rather than amount of available water supply.

President Chavez thanked Mr. Van den Berg and Mr. Katano for their presentation and for providing valuable information to the Board.

UPPER DISTRICT 60TH ANNIVERSARY REVIEW – PART 1 OF 3 SERIES.

The General Manager provided a presentation and overview of the history of the District. He briefly covered the years 1950 - 1960, the first of a three-part series, and stated that the presentation is posted on the Upper District website. He also announced that the 60th Anniversary virtual celebration will be held on November 12, 2020.

Draft

INFORMATION ITEMS

The following items listed on the agenda for the information of the Board were read and ordered received and filed:

(a) Press Releases.
(b) Newspaper Articles.

ATTORNEY'S REPORT

District Counsel reported on recent consultations with staff regarding transactional matters including the General Manager's annual performance evaluation and the cyclic storage agreement with MWD.

He then reported on the status of the San Diego County v. Metropolitan case, stating that the cases filed by San Diego County, each covering a two-year period, addresses two main areas – the improper inclusion of the water stewardship cost and the State Water Project cost in Metropolitan's rate structure, and the breach of contract component arising from the rate challenge. He stated that the trial courts ruled in favor of San Diego County regarding the 2010-2012 cases. This ruling was appealed by Metropolitan, resulting in a reduction of the award amount by $160 million. He added that the 2014-2016 case is about to commence.

District Counsel reported that Governor Newsom recently signed AB 992, which amends the Brown Act and covers social media communications. He stated that he will be preparing an analysis of the bill and will provide a report to the General Manager and the Board of Directors.

GENERAL MANAGER'S REPORT

The General Manager reported on his recent attendance at a Watermaster status conference with Judge Duffy-Lewis. He stated that the Judge is particularly interested in outreach and education for people to better understand the Basin and its importance to the water supply. He added that the Judge also approved two cyclic storage agreements and that Upper District staff will be presenting a similar agreement for board approval at a future meeting.

He then reported that the Edible Garden Workshop #5 is fully booked and that staff is working on the next series of online workshops.

DIRECTOR'S COMMENTS

Treasurer Treviño encouraged staff to take a regional approach to address water supply issues in the San Gabriel Valley. He then suggested challenging AB 992's definition of a Brown Act violation.

Secretary Fellow stated that he is happy to have both Metropolitan candidates come and speak to the Board. He expressed his support for women and women's rights as well as Ms. Gray continuing her position as Board Chair. He then encouraged the District to take the lead in the expansion of and securing funding for reforestation projects in view of the recent forest fires.

Treasurer Treviño agreed with Secretary Fellow's remarks and expressed his support for women and people of all color. He then discussed the importance of looking at the competency and qualifications of the candidates when deciding about the Metropolitan Chair position.

Vice President Contreras echoed Treasurer Treviño's comments on the Metropolitan Chair elections and AB 992. He also encouraged other directors to participate and support future watershed restoration projects.

President Chavez thanked the General Manager and staff for the 60th Anniversary presentation. He then stated that both candidates for Metropolitan Chair are distinguished and wished them the best in the coming election.

Draft

FUTURE AGENDA ITEMS None.

ADJOURN TO CLOSED SESSION None.

ADJOURNMENT President Chavez asked if there were other business to come before the Board. There being none, the meeting was adjourned to a regular meeting of the Board of Directors to be held on October 14, 2020 at 9:00 a.m. via teleconference or the most rapid means of communication available at the time.

ATTEST

PRESIDENT

SECRETARY

SEAL

Draft

List of Demands

October 14, 2020
General Fund

Board of Directors
Upper San Gabriel Valley Municipal Water District

Submitted herewith for action by the Board of Directors of the Upper San Gabriel Valley Municipal Water District are the following demands on the District's General Fund Account at Citizens Business Bank:

20879	DTW Counseling, Inc.	Inv. 09/17/20UD, Tenant Security Deposit ***(Previously Paid 09/17/20)***		1,050.00
20880	Aaron Read & Associates, LLC	Inv. 211133, State Legislative Advocacy Services, August 2020		10,000.00
20881	Accent Computer Solutions, Inc.	Inv. 138187, IT Management Support, October 2020 ***(Board approved 10/06/15)***		3,057.88
20882	Active San Gabriel Valley	Inv. 10/20/20UD, Noches De Las Luminarias Sponsorship		500.00
20883	ACWA/JPIA	Inv. 00184A, Health Insurance Premium - October 2020		27,301.39
20884	Best Best & Krieger, LLP	Inv. 886501, Lobbying Services through August 31, 2020 ***(Board approved 2/3/15)***		7,500.00
20885	Civic Publications, Inc.	Inv. 1606, California Water 2020 Special Section, Delta Conveyance Ad		4,987.00
20886	Ecotech Services, Inc.	Inv. 1767, Water Bottle Filling Station - September 2020 ***(Board approved 08/07/18***		1,600.00
20887	Fieldman, Rolapp & Associates	Inv. 25549, Long Range Financial Plan, Payment No. 2		22,578.40
20888	Foothill Technology Center LLC	Inv. NOV 20LEA, Office Lease - November 2020 ***(Board approved 04/19/11)***		20,751.00
20889	Green Media Creations, Inc.	Inv. 1377, Educational Services- Edible Gardening Workshops ***(Board approved 09/06/16)***		2,500.00
20890	Kelly Services, Inc.	Temporary Staff		
		Inv. 35015326, W/E 08/30/20	276.90	
		Inv. 36013872, W/E 09/06/20	276.90	
		Inv. 37014457, W/E 09/13/20	255.60	
		Inv. 38017391, W/E 09/20/20	255.60	
		Inv. 39017022, W/E 09/27/20	266.25	1,331.25
		(Board approved 02/07/19)		
20891	La Opinion	Inv. 129490820, Water Conservation Ads - August 2020		1,250.00
20892	Moore Protection, Inc.	Inv. 36877, Security System Service Call	185.00	
		Inv. 37012, Security System Service Call	150.00	335.00
20893	Olivarez Madruga Lemieux & O'Neill, LLP	Professional Legal Services, August 2020		
		Inv. 325-001-11799, Transactional Fees	105.00	
		Inv. 325-996-11800, Transactional Fees	5,400.00	
		Inv. 325-999-11801, Retainer	3,675.00	9,180.00
		(Board approved 5/17/11)		
20894	Rogers, Anderson, Malody & Scott, LLP	Inv. 64169, FYE 06/30/20 Audit Payment No. 1		6,000.00
20895	San Gabriel Valley Newspaper	Inv. 0000492396, Water Conservation Ads - August 2020		6,000.00
20896	The Solis Group	Inv.6092, LPVCWD Labor Compliance,August 2020		678.75
20897	Stetson Engineers, Inc.	Inv. 2533-173, General Engineering Support Services, August 2020	15,484.35	
		Inv. 2728-014, Integrated Resources Plan Update, August 2020	881.25	16,365.60
20898	State Water Resource Control Board	Inv. 09805-20-8, Package 3 Revolving Loan Payment No. 8		86,782.45
20899	Upper District Revolving Payroll Fund	Inv. AUG 20, Reimbursement for Payroll and Payroll Taxes for Employees	163,459.62	
		Inv. AUG 20D, Reimbursement for Payroll Taxes for Directors	13,138.63	176,598.25
20900	Upper District Revolving Fund	Replenish Revolving Fund Account - September 2020		
		Office Supplies	581.77	
		Computer Systems/Office Equipment/Maintenance & Service	2,252.07	
		Telephone/Utilities	1,395.13	
		Water Conservation Program Expenses	1,194.00	
		Water Recycling Programs Expenses	21,437.39	
		Medical/ODA Reimbursement/Processing Fee	3,114.42	29,974.78
20901	Urban Water Institute, Inc.	Inv.10/21/20UD, Informative Discussion Sponsorship		500.00

Draft

20902	U. S. Bank Corporate Payment System	CalCard Charges through 09/22/20		
		Meeting, Travel, Conferences	490.24	
		Computer Systems/Office Equipment/Supplies/Maintenance & Service Utilites	985.23	
		Conservation Program Expenses, Education and Outreach	159.00	1,634.47
20903	WateReuse Association	Inv. D40784, 2021 Membership Dues		12,331.75
20904	Anthony Fellow	Director's Compensation, September 2020		
		10 Days District Business	2,550.00	
		Meeting/Travel Expenses/Allowance	516.87	
		Less Deferred Comp.	(500.00)	
		Less Taxes Withheld	(1,050.34)	1,516.53
20905	Edward L. Chavez	Director's Compensation, September 2020		
		10 Days District Business	2,550.00	
		Meeting/Travel Expenses/Allowance	516.87	
		Less Deferred Comp.	(1,667.00)	
		Less Taxes Withheld	(775.80)	624.07
20906	Charles M. Treviño	Director's Compensation, September 2020		
		10 Days District Business	2,550.00	
		10 Days MWD Business	2,550.00	
		Meeting/Travel Expenses/Allowance	516.87	
		Less Deferred Comp.	(1,500.00)	
		Less Taxes Withheld	(1,263.75)	2,853.12
20907	Alfonso Contreras	Director's Compensation, September 2020		
		10 Days District Business	2,550.00	
		Meeting/Travel Expenses/Allowance	516.87	
		Less Deferred Comp.	(500.00)	
		Less Taxes Withheld	(612.39)	1,954.48
20908	Jennifer Santana	Director's Compensation, August 2020		
		1 Days District Business	255.00	
		Director's Compensation, September 2020		
		8 Days District Business	2,040.00	
		Meeting/Travel Expenses/Allowance	516.87	
		Less Deferred Comp.	(500.00)	
		Less Taxes Withheld	(610.02)	1,701.85
		TOTAL		**$ 459,438.02**

Draft

October 14, 2020
Water Fund

Board of Directors
Upper San Gabriel Valley Municipal Water District

Submitted herewith for action by the Board of Directors of the Upper San Gabriel Valley Municipal Water District are the following demands on the District's Water Fund Account at Citizens Business Bank:

929	Void	Printer Error	$ -
930	Central Basin MWD	Invoice No. USGV-AUG20, Purchase of 5.4 AF of Recycled Water in July 2020 ***(Previously Paid 09/30/20)***	3,772.71
931	City of Industry City Hall	Invoice No. AUG-20, Purchase of 99.80 AF of Recycled Water in August 2020	26,447.00
932	Metropolitan Water District	Invoice No. 10189, Purchase of 725.8 AF of Treated Water Delivered through Service Connections in August 2020	766,599.40
933	San Gabriel Valley MWD	Invoice No. 520, 100.87 AF of Water Delivered through the Alhambra/MWD Exchange Agreement in August 2020 @ $200 per AF	20,174.00
934	Suburban Water System	Invoice No. 6616, Phase IIB Normal Operating Charge, September 2020	1,537.13
		TOTAL	**$ 818,530.24**

DRAFT

UPPER SAN GABRIEL VALLEY MWD
FINANCIAL SUMMARY FOR AUGUST 31, 2020

Expenses	FY ACTUAL MONTH	FY ACTUAL YEAR-TO-DATE	FY 2020-21 BUDGET	AMOUNT OF BUDGET REMAINING	PERCENT OF BUDGET REMAINING
Administrative Expenses	$ 122,278	$ 418,767	$ 2,485,600	$ 2,066,833	83.2%
Water Conservation Program	88,736	319,630	2,069,100	1,749,470	84.6%
Stormwater Program	2,083	4,166	25,000	20,834	83.3%
Water Recycling Program	422,635	495,657	1,807,500	1,311,843	72.6%
Water Quality and Supply Program	90,668	156,898	1,113,600	956,702	85.9%
Water Purchases	559,372	1,053,160	25,168,000	24,114,840	95.8%
Operating Expenses	1,285,772	2,448,278	32,668,800	30,220,522	92.5%
Operating Revenues	769,491	1,663,817	32,826,700	31,162,883	94.9%
Net Reserve Activity from Operations (-/+)	(516,281)	(784,461)	157,900	n/a	n/a
Capital Expenditures	11,574	23,566	287,900	264,334	91.8%
Capital Program Revenues	-	-	-	-	0.0%
Net Change in Cash Due to Capital Outlays	(11,574)	(23,566)	(287,900)	n/a	n/a
Total Change in Fund Balances	$ (527,855)	$ (808,027)	$ (130,000)	n/a	n/a

UPPER SAN GABRIEL VALLEY MUNICIPAL WATER DISTRICT
MONTHLY FINANCIAL STATEMENT AND BUDGET COMPARISON
FOR THE MONTH ENDED AUGUST 31, 2020

	FY ACTUAL MONTH	FY ACTUAL YEAR-TO-DATE	FY 2020-21 BUDGET	AMOUNT OF BUDGET REMAINING	PERCENT OF BUDGET REMAINING 83% @ 8-31-20
ADMINISTRATIVE AND OPERATING REVENUES					
Water Rate Revenues					
Tier 1 Treated	351,974	791,646	3,270,000	2,478,354	76%
Tier 1 Untreated	-	-	19,328,000	19,328,000	100%
Upper Surcharge Tier 1 Treated	32,244	72,727	309,000	236,273	76%
Upper Surcharge Tier 1 Untreated	-	-	2,636,800	2,636,800	100%
MWD Capacity Charge Revenue	28,600	28,600	258,200	229,600	89%
Gross MWD Standby Charge-Revenue Reconciliation	-	-	1,978,100	1,978,100	100%
MSGB Watermaster-Ready-to-Serve	6,300	12,600	75,600	63,000	83%
Sub Total	**419,118**	**905,573**	**27,855,700**	**26,950,127**	**97%**
Revolving Revenue					
MSGB Watermaster-SG River Watermaster	101,000	101,000	105,000	4,000	4%
Sub Total	**101,000**	**101,000**	**105,000**	**4,000**	**4%**
Other Administrative Revenues					
Interest/Investment Earnings	723	23,805	50,000	26,195	52%
Taxes	16,372	99,462	425,000	325,538	77%
Other Income (Loss)	5,091	10,968	2,000	(8,968)	-448%
Sub Total	**22,186**	**134,235**	**477,000**	**342,765**	**72%**
TOTAL ADMINISTRATIVE REVENUES	**542,304**	**1,140,808**	**28,437,700**	**27,296,892**	**96%**
CAPITAL PROJECT FUND REVENUES					
Recycled Water Revenues					
Recycled Water Sales	46,690	66,789	467,000	400,211	86%
Upper Recycled Water Surcharge Revenue	155,176	193,852	1,277,000	1,083,148	85%
Metropolitan Water District LRP Funds	10,206	13,810	131,000	117,190	89%
Parcel/Standby Charge	14,741	26,136	2,050,000	2,023,864	99%
Prop 84 Passthrough Grant	-	13,671	-	(13,671)	0%
Interest/Investment Earnings	83	2,867	-	(2,867)	0%
Sub Total	**226,896**	**317,125**	**3,925,000**	**3,607,875**	**92%**
Capital Program Revenues					
Grants - Other	-	-	-	-	0%
Sub Total	**-**	**-**	**-**	**-**	**0%**
Water Conservation Revenues					
Conservation Program Contributions	-	196,001	440,000	243,999	55%
Sub Total	**-**	**196,001**	**440,000**	**243,999**	**55%**
TOTAL CAPITAL PROJECT FUND REVENUES	**226,896**	**513,126**	**4,365,000**	**3,851,874**	**88%**
OTHER FUND REVENUES					
Water Quality and Supply Program Revenues					
Interest/Investment Earnings	243	8,337	20,000	11,663	58%
Sub Total	**243**	**8,337**	**20,000**	**11,663**	**58%**
Rate Stabilization Fund Revenues					
Interest/Investment Earnings	48	1,546	4,000	2,454	61%
Sub Total	**48**	**1,546**	**4,000**	**2,454**	**61%**
TOTAL OTHER FUND REVENUES	**291**	**9,883**	**24,000**	**14,117**	**59%**
TOTAL REVENUES	**769,491**	**1,663,817**	**32,826,700**	**31,162,883**	**95%**

UPPER SAN GABRIEL VALLEY MUNICIPAL WATER DISTRICT
MONTHLY FINANCIAL STATEMENT AND BUDGET COMPARISON
FOR THE MONTH ENDED AUGUST 31, 2020

ADMINISTRATIVE AND OPERATING EXPENSES	FY ACTUAL MONTH	FY ACTUAL YEAR-TO-DATE	FY 2020-21 BUDGET	AMOUNT OF BUDGET REMAINING	PERCENT OF BUDGET REMAINING 83% @ 8-31-20
Personnel Expenses					
Employee Salaries	121,160	242,513	1,585,000	1,342,487	85%
Employee Benefits	26,301	51,729	339,000	287,271	85%
Retired Employee Benefits	3,428	6,954	62,000	55,046	89%
Employee Travel/Conference	(685)	3,697	40,000	36,303	91%
Sub Total	**150,204**	**304,893**	**2,026,000**	**1,721,107**	**85%**
Director Expenses					
Director Compensation	17,884	35,768	216,000	180,232	83%
Director Benefits	9,816	20,146	141,000	120,854	86%
Retired Director Benefits	2,286	4,572	42,000	37,428	89%
Director Public Outreach	-	1,160	25,000	23,840	95%
Director Travel/Conference	(211)	(1,442)	40,000	41,442	104%
Sub Total	**29,775**	**60,204**	**464,000**	**403,796**	**87%**
Pension Expense					
CalPERS-Employees, Directors, Retirees	20,298	216,132	531,000	314,868	59%
Sub Total	**20,298**	**216,132**	**531,000**	**314,868**	**59%**
Office Expenses					
Office Supplies/Equipment	1,049	3,206	35,000	31,794	91%
Equipment Operations & Maintenance	45	2,337	20,000	17,663	88%
Computer Systems	3,520	6,881	55,000	48,119	87%
Dues and Assessments	10,622	10,622	69,000	58,378	85%
Meeting Expense	70	225	30,000	29,775	99%
Sub Total	**15,306**	**23,271**	**209,000**	**185,729**	**89%**
Facility Expenses					
Building Maintenance	370	969	8,000	7,031	88%
Liability/Property Insurance	6,971	6,971	67,000	60,029	90%
Office Lease	20,751	41,502	246,600	205,098	83%
Telephone/Utilities	2,196	3,734	25,000	21,266	85%
Sub Total	**30,288**	**53,176**	**346,600**	**293,424**	**85%**
Professional Services					
Legal/Financial	9,300	23,550	88,000	64,450	73%
Engineering	4,236	12,224	120,000	107,776	90%
Auditor	-	-	37,000	37,000	100%
Outside Services	1,854	3,283	70,000	66,717	95%
Public Information/Outreach	-	-	3,000	3,000	100%
Sub Total	**15,390**	**39,057**	**318,000**	**278,943**	**88%**
Other Expenses					
Election Costs	-	-	258,800	258,800	100%
Sub Total	**-**	**-**	**258,800**	**258,800**	**100%**
Allocation to Projects and Programs					
Salaries/Overhead Allocated to Projects	(138,983)	(277,966)	(1,667,800)	(1,389,834)	83%
Sub Total	**(138,983)**	**(277,966)**	**(1,667,800)**	**(1,389,834)**	**83%**
TOTAL	**122,278**	**418,767**	**2,485,600**	**2,066,833**	**83%**
Water Purchases					
Tier 1 Treated	458,372	952,160	3,270,000	2,317,840	71%
Tier 1 Untreated	-	-	19,328,000	19,328,000	100%
MWD Capacity Charge	-	-	258,200	258,200	100%
MWD Ready-to-Serve Charge	-	-	2,206,800	2,206,800	100%
Sub Total	**458,372**	**952,160**	**25,063,000**	**24,110,840**	**96%**
Revolving Expenses					
San Gabriel River Watermaster	101,000	101,000	105,000	4,000	4%
Sub Total	**101,000**	**101,000**	**105,000**	**4,000**	**4%**
TOTAL	**559,372**	**1,053,160**	**25,168,000**	**24,114,840**	**96%**
TOTAL ADMINISTRATIVE EXPENSES	**681,650**	**1,471,927**	**27,653,600**	**26,181,673**	**95%**

UPPER SAN GABRIEL VALLEY MUNICIPAL WATER DISTRICT
MONTHLY FINANCIAL STATEMENT AND BUDGET COMPARISON
FOR THE MONTH ENDED AUGUST 31, 2020

	FY ACTUAL MONTH	FY ACTUAL YEAR-TO-DATE	FY 2020-21 BUDGET	AMOUNT OF BUDGET REMAINING	PERCENT OF BUDGET REMAINING
RECYCLED WATER PROGRAM EXPENSES					83% @ 8-31-20
Water Purchases-Recycled Water	221,017	239,938	467,000	227,062	49%
SWRCB Loan Repayment	101,499	101,499	791,000	689,501	87%
Salaries and Overhead Allocation	4,167	8,334	50,000	41,666	83%
Standby Charge Development/Implementation	-	-	18,500	18,500	100%
Engineering - General	-	3,248	55,000	51,752	94%
Lobbyist	7,500	22,500	90,000	67,500	75%
Legal and Financial	-	585	8,000	7,415	93%
Public Information	-	1,110	3,000	1,890	63%
Operation and Maintenance Phase I/IIA	79,701	100,958	240,000	139,042	58%
Operation and Maintenance Phase IIB	8,751	17,485	85,000	67,515	79%
Sub Total	**422,635**	**495,657**	**1,807,500**	**1,311,843**	**73%**
TOTAL RECYCLED WATER EXPENSES	**422,635**	**495,657**	**1,807,500**	**1,311,843**	**73%**
CAPITAL PROGRAM EXPENSES					
San Gabriel Valley Water Recycling Project					
Direct Reuse Program	-	-	100,000	100,000	100%
Indirect Reuse Replenishment Project	-	-	10,000	10,000	100%
USG Connections	-	-	30,000	30,000	100%
Legal and Financial	-	-	4,000	4,000	100%
Salaries & Overhead Allocation	11,992	23,984	143,900	119,916	83%
Sub Total	**11,992**	**23,984**	**287,900**	**263,916**	**92%**
Other Capital Program Expenses					
District Headquarters	(418)	(418)	-	418	0%
Sub Total	**(418)**	**(418)**	**-**	**418**	**0%**
TOTAL CAPITAL PROGRAM EXPENSES	**11,574**	**23,566**	**287,900**	**264,334**	**92%**
STORMWATER PROGRAM EXPENSES					
Stormwater Program					
Salaries and Overhead Allocation	2,083	4,166	25,000	20,834	83%
Sub Total	**2,083**	**4,166**	**25,000**	**20,834**	**83%**
TOTAL STORMWATER EXPENSES	**2,083**	**4,166**	**25,000**	**20,834**	**83%**

UPPER SAN GABRIEL VALLEY MUNICIPAL WATER DISTRICT
MONTHLY FINANCIAL STATEMENT AND BUDGET COMPARISON
FOR THE MONTH ENDED AUGUST 31, 2020

	FY ACTUAL MONTH	FY ACTUAL YEAR-TO-DATE	FY 2020-21 BUDGET	AMOUNT OF BUDGET REMAINING	PERCENT OF BUDGET REMAINING 83% @ 8-31-20
WATER CONSERVATION PROGRAM EXPENSES					
WATER USE EFFICIENCY					
Residential Programs					
Member Agency Administered Programs	-	45,120	305,000	259,880	85%
Regional Rebate Program	-	2,170	20,000	17,830	89%
Sub Total	-	47,290	325,000	277,710	85%
Commercial/Industrial/Institution Programs					
Member Agency Administered Programs	-	47,093	80,000	32,907	41%
Regional Rebate Program	-	-	20,000	20,000	100%
Sub Total	-	47,093	100,000	52,907	53%
Landscape/Other Programs					
Landscape Survey/Retrofit Program	-	-	30,000	30,000	100%
Member Agency Administered Programs	-	18,000	60,000	42,000	70%
Sub Total	-	18,000	90,000	72,000	80%
Allocation to Conservation Programs					
Salaries & Overhead	27,125	54,250	325,500	271,250	83%
Sub Total	27,125	54,250	325,500	271,250	83%
TOTAL WATER USE EFFICIENCY EXPENSES	27,125	166,633	840,500	673,867	80%
EDUCATION & COMMUNITY OUTREACH					
Watershed Programs					
Natural Vegetation Restoration Program	-	8,000	20,000	12,000	60%
Sub Total	-	8,000	20,000	12,000	60%
Educational Programs					
Water Awareness Youth Art Contests	-	-	10,000	10,000	100%
Educational Activities	-	-	129,000	129,000	100%
Solar Cup	-	-	13,000	13,000	100%
Memberships	5,000	17,166	125,000	107,834	86%
Educational Materials/Grant Program	-	11,000	45,000	34,000	76%
Educational Outreach Programs/Events	-	-	105,000	105,000	100%
Sub Total	5,000	28,166	427,000	398,834	93%
Outreach and Information Programs					
Public Workshops/Seminars	3,659	8,477	25,000	16,523	66%
Conservation Devices/Items	477	954	40,000	39,046	98%
Bottled Water Program	694	1,375	15,000	13,625	91%
Community/Industry Sponsorships	500	250	35,000	34,750	99%
Displays/Fairs/Presentations	-	-	2,500	2,500	100%
Conferences/Meetings	-	-	6,500	6,500	100%
Public Information	6,107	14,001	71,800	57,799	81%
Technical Assistance	1,267	3,429	50,000	46,571	93%
Legal/Financial	90	711	10,000	9,289	93%
Sub Total	12,794	29,197	255,800	226,603	89%
Allocation to Conservation Programs					
Salaries & Overhead	43,817	87,634	525,800	438,166	83%
Sub Total	43,817	87,634	525,800	438,166	83%
TOTAL EDUCATION & COMMUNITY OUTREACH EXPENSES	61,611	152,997	1,228,600	1,075,603	88%
TOTAL WATER CONSERVATION EXPENSES	88,736	319,630	2,069,100	1,749,470	85%
WATER QUALITY AND SUPPLY PROGRAM EXPENSES					
Policy 9-00-8 Groundwater Remediation Projects					
Engineering for Water Supply Projects	2,361	2,422	80,000	77,578	97%
Legislative Consultant	35,000	45,000	215,000	170,000	79%
Outside Services	-	-	10,000	10,000	100%
Sub Total	37,361	47,422	305,000	257,578	84%
Other Expenses					
Urban Water Management Plan/Related Studies	-	-	75,000	75,000	100%
Integrated Resources Plan	2,696	8,060	100,000	91,940	92%
Water Supply Reliability Plan/Emergency Preparedness	168	1,138	20,000	18,862	94%
Basinwide Integrated Groundwater/Surface Water Model	-	-	-	-	0%
Long Range Finance Plan/Others	-	-	10,000		0%
Legal and Financial	643	678	6,000	5,322	89%
Salaries and Overhead Allocation	49,800	99,600	597,600	498,000	83%
Sub Total	53,307	109,476	808,600	689,124	85%
TOTAL WATER QUALITY AND SUPPLY EXPENSES	90,668	156,898	1,113,600	946,702	85%
TOTAL EXPENSES	1,297,346	2,471,844	32,956,700	30,474,856	92%

UPPER SAN GABRIEL VALLEY MUNICIPAL WATER DISTRICT
SUMMARY OF CASH AND INVESTMENTS
August 31, 2020

CASH AND INVESTMENT BALANCES

		Amount ($)
Cash Account Balances		
General Fund-Checking		$ 636,971.27
Water Fund-Checking		171,515.52
Revolving Fund		87,014.79
Revolving Payroll Fund		158,254.96
Total Cash Account Balances		$ 1,053,756.54
Investment Account Balances	**Market Value**	**Cost/Book Value**
Local Agency Investment Fund	$ 6,690,521.91	$ 6,690,521.91
Other Investments	6,210,113.95	6,071,161.49
Total Investment Account Balances	$ 12,900,635.86	$ 12,761,683.40
Total Cash and Investment Balances		**$ 13,954,392.40**

DISTRICT FUND BALANCES

Capital Program Fund:	
Water Recycling Program	$ 874,663.00
Conservation and Education Program	126,869.00
Water Quality and Supply Program	2,911,321.00
Sub Total	3,912,853.00
Rate Stabilization Fund	634,581.00
General Fund (Operations and Administration)	9,406,958.40
Total Fund Balances	**$ 13,954,392.40**

MANAGEMENT STATEMENT: It is the opinion of management that all fund balances are in compliance with all applicable statutes and the current investment policy of the District. It is also the opinion of management that projected cash flow liquidity is adequate to meet the next six months of expected obligations of the District.

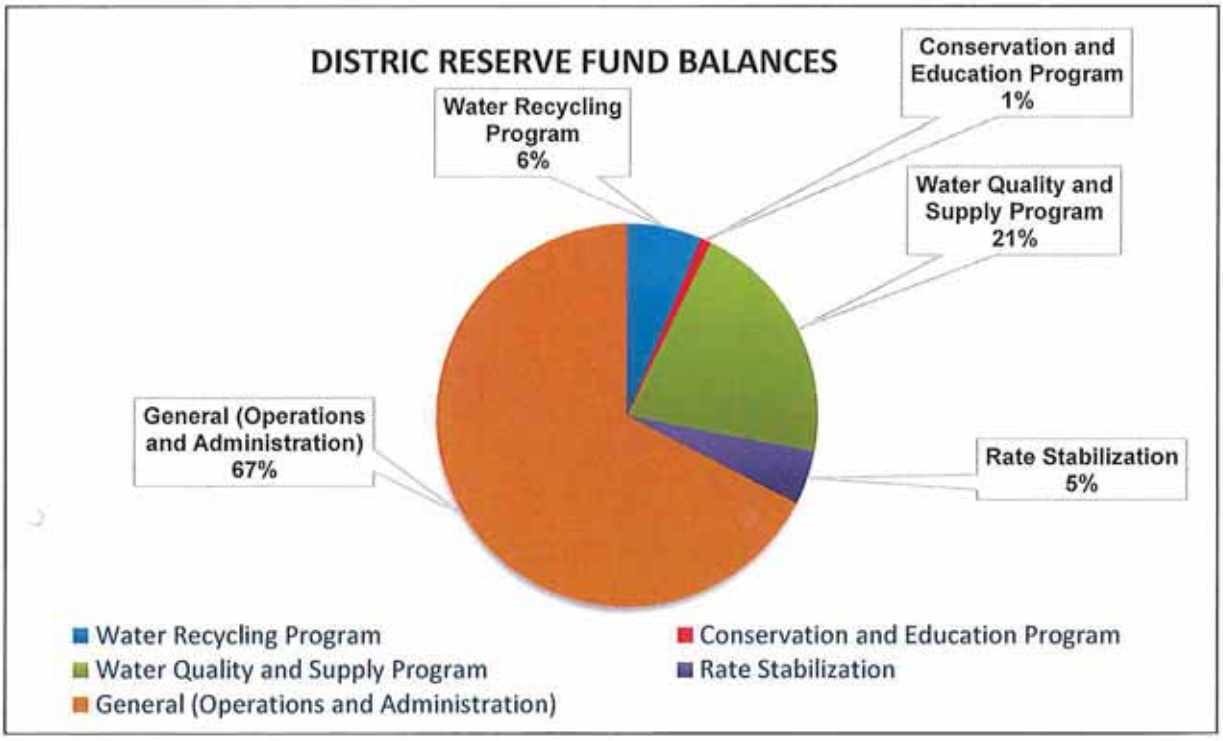

California State Treasurer
Fiona Ma, CPA

Local Agency Investment Fund
P.O. Box 942809
Sacramento, CA 94209-0001
(916) 653-3001

September 04, 2020

LAIF Home
PMIA Average Monthly Yields

UPPER SAN GABRIEL VALLEY MUNICIPAL
WATER DISTRICT
GENERAL MANAGER
602 EAST HUNTINGTON DRIVE, SUITE B
MONROVIA, CA 91016

Tran Type Definitions

Account Number: 90-19-021

August 2020 Statement

Effective Date	Transaction Date	Tran Type	Confirm Number	Web Confirm Number	Authorized Caller	Amount
8/26/2020	8/26/2020	RW	1653024	N/A	EVELYN RODRIGUEZ	-1,000,000.00

Account Summary

Total Deposit:	0.00	Beginning Balance:	7,690,521.91
Total Withdrawal:	-1,000,000.00	Ending Balance:	6,690,521.91

Upper San Gabriel Valley Municipal Water District - Account #10214

MONTHLY ACCOUNT STATEMENT

AUGUST 1, 2020 THROUGH AUGUST 31, 2020

Chandler Team:
For questions about your account, please call (800) 317-4747,
or contact **operations@chandlerasset.com**

Custodian
US Bank
Christopher Isles
(503) 464-3685

CHANDLER ASSET MANAGEMENT
chandlerasset.com

Information contained herein is confidential. We urge you to compare this statement to the one you receive from your qualified custodian. Please see Important Disclosures.

Upper San Gabriel Valley Municipal Water District

Account #10214

Portfolio Summary

As of August 31, 2020

PORTFOLIO CHARACTERISTICS

Average Modified Duration	1.36
Average Coupon	1.74%
Average Purchase YTM	1.72%
Average Market YTM	0.17%
Average S&P/Moody Rating	AA+/Aa1
Average Final Maturity	1.38 yrs
Average Life	1.38 yrs

ACCOUNT SUMMARY

	Beg. Values as of 7/31/20	End Values as of 8/31/20
Market Value	5,168,733	5,168,855
Accrued Interest	23,649	24,558
Total Market Value	**5,192,383**	**5,193,414**
Income Earned	7,647	7,450
Cont/WD		-623
Par	5,065,432	5,071,551
Book Value	5,068,354	5,074,272
Cost Value	5,058,377	5,065,024

TOP ISSUERS

Government of United States	32.4%
Federal Home Loan Bank	22.9%
Federal Farm Credit Bank	13.5%
Federal Home Loan Mortgage Corp	8.6%
Federal National Mortgage Assoc	7.3%
First American Govt Oblig Fund	2.7%
Toyota Motor Corp	1.2%
BlackRock Inc/New York	1.2%
Total	**89.9%**

SECTOR ALLOCATION

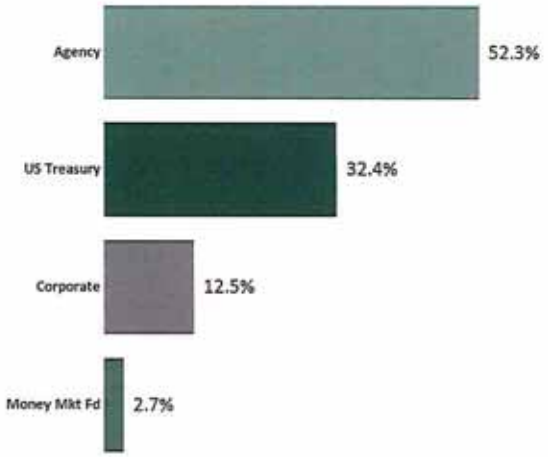

MATURITY DISTRIBUTION

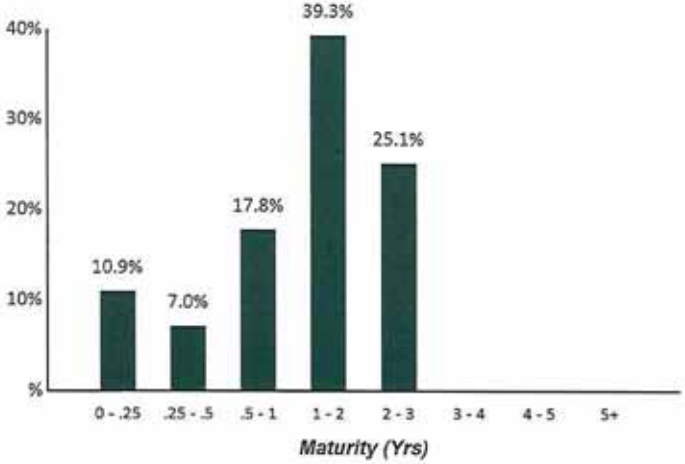

CREDIT QUALITY (S&P)

PERFORMANCE REVIEW

					Annualized				
TOTAL RATE OF RETURN	1M	3M	YTD	1YR	2YRS	3YRS	5YRS	10YRS	5/31/2014
Upper San Gabriel Valley Municipal Water District	0.03%	0.18%	2.39%	2.96%	3.51%	2.44%	1.83%	N/A	1.58%
ICE BAML 0-3 Year U.S. Treasury Index*	-0.02%	0.09%	2.42%	2.91%	3.48%	2.31%	1.71%	N/A	1.50%

**ICE BAML 1-3 Yr US Treasury/Agency Index to 3/31/19*

Statement of Compliance

As of August 31, 2020

Upper San Gabriel Valley Municipal Water District

Assets managed by Chandler Asset Management are in full compliance with state law and with the District's investment policy.

Category	Standard	Comment
Treasury Bills and Notes	5 year maximum maturity	*Complies*
Federal Agencies	60% maximum, 5 year maximum maturity	*Complies*
Corporate Notes and Bonds	"A" rated or better by a NRSRO if < 2 years maturity; "AA" rated or better by a NRSRO if maturity is > 2 years; 30% maximum; 5 year maximum maturity; Corporations organized and operating within the U.S. or by depositorty institutions licensed by the U.S. or any state and operating within the U.S.	*Complies*
Negotiable Certificates of Deposit	"F1" or higher rating by Fitch; 1 year maximum maturity; Credit requirements may be waived for any time deposit that is FDIC insured	*Complies*
Certificates of Deposit/ Time Deposits	"F1" or higher rating by Fitch; 1 year max maturity; Credit requirements may be waived for any time deposit that is FDIC insured;	*Complies*
Local Agency Investment Fund (LAIF)	Max permitted by LAIF	*Complies*
Local Government Investment Pools	Pursuant to California Government Code	*Complies*
Money Market Mutual Funds	AAA rated by two NRSROs, 20% maximum	*Complies*
Maximum maturity	5 years	*Complies*

Upper San Gabriel Valley Municipal Water District

Account #10214

Reconciliation Summary

As of August 31, 2020

BOOK VALUE RECONCILIATION		
BEGINNING BOOK VALUE		**$5,068,353.90**
Acquisition		
+ Security Purchases	$94,903.10	
+ Money Market Fund Purchases	$151,644.82	
+ Money Market Contributions	$0.00	
+ Security Contributions	$0.00	
+ Security Transfers	$0.00	
Total Acquisitions		**$246,547.92**
Dispositions		
- Security Sales	$0.00	
- Money Market Fund Sales	$94,903.10	
- MMF Withdrawals	$623.18	
- Security Withdrawals	$0.00	
- Security Transfers	$0.00	
- Other Dispositions	$0.00	
- Maturites	$145,000.00	
- Calls	$0.00	
- Principal Paydowns	$0.00	
Total Dispositions		**$240,526.28**
Amortization/Accretion		
+/- Net Accretion	($103.75)	
		($103.75)
Gain/Loss on Dispositions		
+/- Realized Gain/Loss	$0.00	
		$0.00
ENDING BOOK VALUE		**$5,074,271.79**

CASH TRANSACTION SUMMARY		
BEGINNING BALANCE		**$85,432.21**
Acquisition		
Contributions	$0.00	
Security Sale Proceeds	$0.00	
Accrued Interest Received	$0.00	
Interest Received	$6,644.38	
Dividend Received	$0.44	
Principal on Maturities	$145,000.00	
Interest on Maturities	$0.00	
Calls/Redemption (Principal)	$0.00	
Interest from Calls/Redemption	$0.00	
Principal Paydown	$0.00	
Total Acquisitions	**$151,644.82**	
Dispositions		
Withdrawals	$623.18	
Security Purchase	$94,903.10	
Accrued Interest Paid	$0.00	
Total Dispositions	**$95,526.28**	
ENDING BOOK VALUE		**$141,550.75**

Holdings Report

As of August 31, 2020

CUSIP	Security Description	Par Value/Units	Purchase Date Book Yield	Cost Value Book Value	Mkt Price Mkt YTM	Market Value Accrued Int.	% of Port. Gain/Loss	Moody/S&P Fitch	Maturity Duration
AGENCY									
3133EJPW3	FFCB Note 2.7% Due 12/21/2020	100,000.00	04/08/2020 0.65%	101,432.00 100,620.91	100.79 0.12%	100,788.60 525.00	1.95% 167.69	Aaa / AA+ AAA	0.31 0.31
3133EJCE7	FFCB Note 2.35% Due 2/12/2021	100,000.00	07/29/2019 1.95%	100,596.00 100,173.61	100.99 0.14%	100,988.10 124.03	1.95% 814.49	Aaa / AA+ AAA	0.45 0.45
3137EAEL9	FHLMC Note 2.375% Due 2/16/2021	100,000.00	06/13/2018 2.70%	99,161.00 99,855.73	101.02 0.14%	101,022.00 98.96	1.95% 1,166.27	Aaa / AA+ AAA	0.46 0.46
3130A0XD7	FHLB Note 2.375% Due 3/12/2021	100,000.00	08/20/2019 1.58%	101,214.00 100,409.64	101.20 0.10%	101,204.60 1,114.93	1.97% 794.96	Aaa / AA+ AAA	0.53 0.52
313379RB7	FHLB Note 1.875% Due 6/11/2021	100,000.00	07/27/2018 2.84%	97,357.00 99,285.61	101.39 0.09%	101,390.50 416.67	1.96% 2,104.89	Aaa / AA+ AAA	0.78 0.77
313383ZU8	FHLB Note 3% Due 9/10/2021	65,000.00	09/28/2018 2.94%	65,116.35 65,040.48	102.94 0.13%	66,911.85 926.25	1.31% 1,871.37	Aaa / AA+ NR	1.03 1.00
3130AF5B9	FHLB Note 3% Due 10/12/2021	100,000.00	11/29/2018 2.91%	100,252.00 100,097.72	103.19 0.13%	103,192.90 1,158.33	2.01% 3,095.18	Aaa / AA+ NR	1.12 1.09
3130AAB49	FHLB Note 1.875% Due 12/10/2021	75,000.00	12/15/2017 2.16%	74,182.50 74,738.38	102.23 0.13%	76,669.95 316.41	1.48% 1,931.57	Aaa / AA+ AAA	1.28 1.26
3130AHSR5	FHLB Note 1.625% Due 12/20/2021	65,000.00	12/19/2019 1.68%	64,929.80 64,954.38	101.95 0.13%	66,266.40 208.32	1.28% 1,312.02	Aaa / AA+ AAA	1.30 1.29
3135G0S38	FNMA Note 2% Due 1/5/2022	100,000.00	09/27/2017 1.90%	100,394.00 100,124.01	102.55 0.10%	102,549.30 311.11	1.98% 2,425.29	Aaa / AA+ AAA	1.35 1.33
313378CR0	FHLB Note 2.25% Due 3/11/2022	150,000.00	09/15/2017 1.81%	152,800.50 150,952.92	103.16 0.18%	154,741.95 1,593.75	3.01% 3,789.03	Aaa / AA+ NR	1.53 1.49
313378WG2	FHLB Note 2.5% Due 3/11/2022	90,000.00	04/10/2018 2.66%	89,451.90 89,786.89	103.56 0.17%	93,205.17 1,062.50	1.82% 3,418.28	Aaa / AA+ NR	1.53 1.49
3133ELWD2	FFCB Note 0.375% Due 4/8/2022	90,000.00	04/03/2020 0.45%	89,866.80 89,893.44	100.33 0.17%	90,299.61 134.06	1.74% 406.17	Aaa / AA+ AAA	1.60 1.60
3133ELYR9	FFCB Note 0.25% Due 5/6/2022	100,000.00	04/30/2020 0.31%	99,873.00 99,893.53	100.13 0.17%	100,130.90 79.86	1.93% 237.37	Aaa / AA+ AAA	1.68 1.68
3133ELE75	FFCB Note 0.25% Due 6/2/2022	100,000.00	06/02/2020 0.25%	99,999.00 99,999.12	100.13 0.18%	100,127.70 61.81	1.93% 128.58	Aaa / AA+ AAA	1.75 1.75
3134GVJ66	FHLMC Note 0.25% Due 6/8/2022	100,000.00	06/17/2020 0.28%	99,942.00 99,948.04	100.13 0.17%	100,133.20 57.64	1.93% 185.16	Aaa / NR AAA	1.77 1.76

Holdings Report

As of August 31, 2020

CUSIP	Security Description	Par Value/Units	Purchase Date Book Yield	Cost Value Book Value	Mkt Price Mkt YTM	Market Value Accrued Int.	% of Port. Gain/Loss	Moody/S&P Fitch	Maturity Duration
AGENCY									
3130AEBM1	FHLB Note 2.75% Due 6/10/2022	100,000.00	07/05/2018 2.81%	99,774.00 99,898.10	104.54 0.19%	104,535.90 618.75	2.02% 4,637.80	Aaa / AA+ NR	1.78 1.73
3137EAET2	FHLMC Note 0.125% Due 7/25/2022	55,000.00	07/21/2020 0.24%	54,875.70 54,882.49	99.92 0.17%	54,953.86 7.26	1.06% 71.37	Aaa / AA+ AAA	1.90 1.90
3135G0W33	FNMA Note 1.375% Due 9/6/2022	100,000.00	09/25/2019 1.62%	99,307.00 99,526.62	102.40 0.18%	102,395.20 668.40	1.98% 2,868.58	Aaa / AA+ AAA	2.02 1.98
3133EKY91	FFCB Note 1.375% Due 10/11/2022	100,000.00	10/15/2019 1.64%	99,239.00 99,462.91	102.47 0.20%	102,465.60 534.72	1.98% 3,002.69	Aaa / AA+ AAA	2.11 2.08
3130AFE78	FHLB Note 3% Due 12/9/2022	100,000.00	12/20/2018 2.77%	100,868.00 100,496.60	106.33 0.21%	106,330.10 683.33	2.06% 5,833.50	Aaa / AA+ AAA	2.27 2.20
3133ELJH8	FFCB Note 1.6% Due 1/23/2023	100,000.00	03/03/2020 0.78%	102,332.00 101,931.91	103.32 0.21%	103,317.10 168.89	1.99% 1,385.19	Aaa / AA+ AAA	2.40 2.35
313382AX1	FHLB Note 2.125% Due 3/10/2023	195,000.00	Various 0.72%	203,061.40 201,806.43	104.87 0.19%	204,495.72 1,968.29	3.98% 2,689.29	Aaa / AA+ AAA	2.52 2.45
3137EAER6	FHLMC Note 0.375% Due 5/5/2023	95,000.00	05/05/2020 0.39%	94,960.10 94,964.37	100.26 0.28%	95,249.38 112.81	1.84% 285.01	Aaa / AA+ AAA	2.68 2.66
3135G04Q3	FNMA Note 0.25% Due 5/22/2023	105,000.00	05/20/2020 0.35%	104,683.95 104,713.39	100.10 0.21%	105,103.53 72.19	2.03% 390.14	Aaa / AA+ AAA	2.72 2.71
3135G05G4	FNMA Note 0.25% Due 7/10/2023	70,000.00	07/08/2020 0.32%	69,849.50 69,856.78	100.01 0.25%	70,003.99 24.79	1.35% 147.21	Aaa / AA+ AAA	2.86 2.85
3137EAEV7	FHLMC Note 0.25% Due 8/24/2023	95,000.00	08/19/2020 0.28%	94,903.10 94,904.07	99.98 0.26%	94,981.38 6.60	1.83% 77.31	Aaa / AA+ AAA	2.98 2.97
Total Agency		**2,650,000.00**	**1.43%**	**2,660,421.60 2,658,218.08**	**0.17%**	**2,703,454.49 13,055.66**	**52.31% 45,236.41**	**Aaa / AA+ AAA**	**1.68 1.66**
CORPORATE									
02665WAZ4	American Honda Finance Note 2.45% Due 9/24/2020	60,000.00	05/20/2019 2.53%	59,932.80 59,996.85	100.14 0.24%	60,084.66 641.08	1.17% 87.81	A3 / A- NR	0.07 0.06
084664BZ3	Berkshire Hathaway Note 2.9% Due 10/15/2020	60,000.00	06/27/2019 2.08%	60,628.20 60,058.19	100.33 0.23%	60,195.60 657.33	1.17% 137.41	Aa2 / AA A+	0.12 0.12
91159HHL7	US Bancorp Callable Note 1X 12/29/2020 2.35% Due 1/29/2021	60,000.00	05/20/2019 2.55%	59,804.40 59,952.52	100.68 0.26%	60,409.86 125.33	1.17% 457.34	A1 / A+ A+	0.41 0.33

Holdings Report

As of August 31, 2020

CUSIP	Security Description	Par Value/Units	Purchase Date Book Yield	Cost Value Book Value	Mkt Price Mkt YTM	Market Value Accrued Int.	% of Port. Gain/Loss	Moody/S&P Fitch	Maturity Duration
CORPORATE									
166764BG4	Chevron Corp Callable Note Cont 4/15/2021 2.1% Due 5/16/2021	60,000.00	08/28/2019 1.79%	60,295.80 60,112.54	101.14 0.27%	60,682.50 367.50	1.18% 569.96	Aa2 / AA NR	0.71 0.62
808513AW5	Charles Schwab Corp Callable Note Cont 4/21/2021 3.25% Due 5/21/2021	60,000.00	05/21/2019 2.60%	60,726.60 60,241.16	101.87 0.31%	61,122.72 541.67	1.19% 881.56	A2 / A A	0.72 0.63
09247XAH4	Blackrock Inc Note 4.25% Due 5/24/2021	60,000.00	05/29/2019 2.43%	62,097.60 60,767.77	103.01 0.13%	61,803.78 687.08	1.20% 1,036.01	Aa3 / AA- NR	0.73 0.72
931142EJ8	Wal-Mart Stores Note 3.125% Due 6/23/2021	45,000.00	06/25/2018 3.03%	45,116.10 45,031.36	102.37 0.20%	46,065.38 265.63	0.89% 1,034.02	Aa2 / AA AA	0.81 0.80
68389XBA2	Oracle Corp Note 2.8% Due 7/8/2021	50,000.00	07/29/2019 2.17%	50,592.50 50,259.43	102.16 0.26%	51,079.95 206.11	0.99% 820.52	A3 / A A-	0.85 0.84
69371RN44	Paccar Financial Corp Note 1.65% Due 8/11/2021	60,000.00	08/20/2019 1.93%	59,679.60 59,846.92	101.26 0.31%	60,758.94 55.00	1.17% 912.02	A1 / A+ NR	0.95 0.94
89233P5F9	Toyota Motor Credit Corp Note 3.4% Due 9/15/2021	60,000.00	01/17/2018 2.56%	61,743.00 60,494.83	103.17 0.34%	61,902.96 940.67	1.21% 1,408.13	A1 / A+ A+	1.04 1.01
037833CQ1	Apple Inc Callable Note Cont 4/11/2022 2.3% Due 5/11/2022	60,000.00	07/09/2019 2.18%	60,190.80 60,111.44	103.26 0.27%	61,956.48 421.67	1.20% 1,845.04	Aa1 / AA+ NR	1.69 1.58
Total Corporate		**635,000.00**	**2.34%**	**640,807.40 636,873.01**	**0.26%**	**646,062.83 4,909.07**	**12.53% 9,189.82**	**A1 / AA- A+**	**0.74 0.70**
MONEY MARKET FUND FI									
31846V203	First American Govt Obligation Fund Class Y	141,550.75	Various 0.01%	141,550.75 141,550.75	1.00 0.01%	141,550.75 0.00	2.73% 0.00	Aaa / AAA AAA	0.00 0.00
Total Money Market Fund FI		**141,550.75**	**0.01%**	**141,550.75 141,550.75**	**0.01%**	**141,550.75 0.00**	**2.73% 0.00**	**Aaa / AAA AAA**	**0.00 0.00**
US TREASURY									
912828L65	US Treasury Note 1.375% Due 9/30/2020	100,000.00	12/17/2015 1.72%	98,430.02 99,973.95	100.10 0.15%	100,100.20 578.55	1.94% 126.25	Aaa / AA+ AAA	0.08 0.08
912828WC0	US Treasury Note 1.75% Due 10/31/2020	100,000.00	12/17/2015 1.76%	99,957.37 99,998.56	100.27 0.15%	100,265.60 589.67	1.94% 267.04	Aaa / AA+ AAA	0.17 0.17

Holdings Report

As of August 31, 2020

CUSIP	Security Description	Par Value/Units	Purchase Date Book Yield	Cost Value Book Value	Mkt Price Mkt YTM	Market Value Accrued Int.	% of Port. Gain/Loss	Moody/S&P Fitch	Maturity Duration
US TREASURY									
912828A42	US Treasury Note 2% Due 11/30/2020	100,000.00	01/19/2016 1.51%	102,301.12 100,116.61	100.46 0.15%	100,459.50 508.20	1.94% 342.89	Aaa / AA+ AAA	0.25 0.25
912828Q37	US Treasury Note 1.25% Due 3/31/2021	70,000.00	06/19/2017 1.67%	68,922.89 69,835.31	100.63 0.17%	70,437.50 368.17	1.36% 602.19	Aaa / AA+ AAA	0.58 0.58
912828Q78	US Treasury Note 1.375% Due 4/30/2021	100,000.00	05/30/2018 2.54%	96,757.81 99,266.32	100.79 0.19%	100,789.10 463.32	1.95% 1,522.78	Aaa / AA+ AAA	0.66 0.66
912828WR7	US Treasury Note 2.125% Due 6/30/2021	100,000.00	02/07/2018 2.40%	99,113.28 99,783.69	101.62 0.18%	101,617.20 363.79	1.96% 1,833.51	Aaa / AA+ AAA	0.83 0.83
9128282F6	US Treasury Note 1.125% Due 8/31/2021	100,000.00	09/13/2018 2.82%	95,218.75 98,391.52	100.96 0.17%	100,957.00 3.11	1.94% 2,565.48	Aaa / AA+ AAA	1.00 1.00
912828T34	US Treasury Note 1.125% Due 9/30/2021	100,000.00	08/15/2017 1.72%	97,644.87 99,383.85	101.04 0.16%	101,039.10 473.36	1.95% 1,655.25	Aaa / AA+ AAA	1.08 1.07
912828U65	US Treasury Note 1.75% Due 11/30/2021	100,000.00	10/12/2018 2.92%	96,523.44 98,614.86	101.97 0.17%	101,968.80 444.67	1.97% 3,353.94	Aaa / AA+ AAA	1.25 1.23
912828W55	US Treasury Note 1.875% Due 2/28/2022	100,000.00	11/29/2017 2.06%	99,257.81 99,739.20	102.58 0.15%	102,582.00 5.18	1.98% 2,842.80	Aaa / AA+ AAA	1.50 1.49
912828W89	US Treasury Note 1.875% Due 3/31/2022	75,000.00	02/27/2018 2.60%	72,902.34 74,190.18	102.73 0.15%	77,047.88 591.70	1.49% 2,857.70	Aaa / AA+ AAA	1.58 1.55
912828XR6	US Treasury Note 1.75% Due 5/31/2022	100,000.00	03/12/2018 2.60%	96,621.09 98,602.36	102.79 0.15%	102,793.00 444.67	1.99% 4,190.64	Aaa / AA+ AAA	1.75 1.72
9128282P4	US Treasury Note 1.875% Due 7/31/2022	100,000.00	12/30/2019 1.60%	100,683.59 100,505.99	103.31 0.14%	103,312.50 163.04	1.99% 2,806.51	Aaa / AA+ AAA	1.92 1.89
912828L24	US Treasury Note 1.875% Due 8/31/2022	100,000.00	11/26/2018 2.90%	96,363.28 98,069.07	103.47 0.14%	103,468.80 5.18	1.99% 5,399.73	Aaa / AA+ AAA	2.00 1.97
912828L57	US Treasury Note 1.75% Due 9/30/2022	100,000.00	12/11/2019 1.66%	100,257.81 100,191.28	103.37 0.13%	103,367.20 736.34	2.00% 3,175.92	Aaa / AA+ AAA	2.08 2.04
912828M80	US Treasury Note 2% Due 11/30/2022	100,000.00	11/25/2019 1.61%	101,132.81 100,844.46	104.18 0.14%	104,175.80 508.20	2.02% 3,331.34	Aaa / AA+ AAA	2.25 2.20

Holdings Report

As of August 31, 2020

CUSIP	Security Description	Par Value/Units	Purchase Date Book Yield	Cost Value Book Value	Mkt Price Mkt YTM	Market Value Accrued Int.	% of Port. Gain/Loss	Moody/S&P Fitch	Maturity Duration
US TREASURY									
912828YW4	US Treasury Note 1.625% Due 12/15/2022	100,000.00	01/16/2020 1.57%	100,156.25 100,122.74	103.41 0.13%	103,406.20 346.31	2.00% 3,283.46	Aaa / AA+ AAA	2.29 2.25
Total US Treasury		**1,645,000.00**	**2.09%**	**1,622,244.53 1,637,629.95**	**0.15%**	**1,677,787.38 6,593.46**	**32.43% 40,157.43**	**Aaa / AA+ AAA**	**1.27 1.25**
TOTAL PORTFOLIO		**5,071,550.75**	**1.72%**	**5,065,024.28 5,074,271.79**	**0.17%**	**5,168,855.45 24,558.19**	**100.00% 94,583.66**	**Aa1 / AA+ AAA**	**1.38 1.36**
TOTAL MARKET VALUE PLUS ACCRUED						**5,193,413.64**			

GREAT PACIFIC SECURITIES

Brokerage
Account Statement

* 0108191 01 AV 0.386 01 TR 00584 X108PD11 000000

UPPER SAN GABRIEL VALLEY
WATER DISTRICT
602 E HUNTINGTON DR STE B
MONROVIA CA 91016-3600

August 1, 2020 - August 31, 2020
Account Number: GPC-016100

Your Registered Representative:
ALFREDO DOMASIN
(714) 619-3000

Portfolio at a Glance

	This Period
BEGINNING ACCOUNT VALUE	$517,350.31
Deposits (Cash & Securities)	499,379.70
Net Change in Portfolio[1]	-29.70
ENDING ACCOUNT VALUE	$1,016,700.31
Accrued Interest	$197.92
Account Value with Accrued Interest	$1,016,898.23

[1] *Net Change in Portfolio is the difference between the ending account value and beginning account value after activity.*

S 108191 X108PD11 C016100

Your Account Information

TAX LOT DEFAULT DISPOSITION METHOD

Default Method for Mutual Funds:	First In First Out
Default Method for Stocks in a Dividend Reinvestment Plan:	First In First Out
Default Method for all Other Securities:	First In First Out

BOND AMORTIZATION ELECTIONS

Amortize premium on taxable bonds based on Constant Yield Method:	Yes
Accrual market discount method for all other bond types:	Constant Yield Method
Include market discount in income annually:	No

AGGARTCSI 108DP

Go paperless
ASK ABOUT E-DELIVERY

Rated Excellent
Every Year Since 2007
DALBAR RATED COMMUNICATIONS EXCELLENCE

Clearing through Pershing LLC, a wholly owned subsidiary of The Bank of New York Mellon Corporation (BNY Mellon)
Pershing LLC, member FINRA, NYSE, SIPC

Your Account Information *(continued)*

ELECTRONIC DELIVERY

Your electronic delivery selections for account communications are listed below:

Electronic Delivery

Enrollment	Communication
X	Statements and Reports
X	Trade Confirmations
X	Tax Documents
X	Notifications
X	Prospectus
X	Proxy/Shareholder Communications

You have not enrolled any of the above documents for electronic delivery. Please log in to your account or contact your Registered Representative to make any changes to your electronic delivery preferences.

Portfolio Holdings

Description	Quantity	Opening Balance	Closing Balance	Accrued Income	30-Day Yield
CASH, MONEY FUNDS AND BANK DEPOSITS 2.00% of Portfolio					
Cash Balance		18,045.31	18,045.31		
TOTAL CASH, MONEY FUNDS AND BANK DEPOSITS		$18,045.31	$18,045.31	$0.00	

Description	Quantity	Market Price	Market Value	Accrued Interest
FIXED INCOME 98.00% of Portfolio *(In Maturity Date Sequence)*				
U.S. Treasury Securities				
UNITED STS TREAS NTS 0.250% 08/31/25 B/E DTD 08/31/20 1ST CPN DTE 02/28/21 CPN PMT SEMI ANNUAL ON FEB 28 AND AUG 31 Moody Rating Aaa Security Identifier: 91282CAJ0	500,000.000	99.9380	499,690.00	0.00
Total U.S. Treasury Securities	500,000.000		$499,690.00	$0.00
U.S. Government Bonds				
FEDERAL HOME LN MTG FEDERAL HOME LN MTG 0.375% 07/21/25 B/E DTD 07/23/20 1ST CPN DTE 01/21/21 CPN PMT SEMI ANNUAL ON JAN 21 AND JUL 21 Moody Rating Aaa S & P Rating AA+ Security Identifier: 3137EAEU9	500,000.000	99.7930	498,965.00	197.92
Total U.S. Government Bonds	500,000.000		$498,965.00	$197.92
TOTAL FIXED INCOME	1,000,000.000		$998,655.00	$197.92

	Market Value	Accrued Interest
Total Portfolio Holdings	$1,016,700.31	$197.92

Go paperless
ASK ABOUT E-DELIVERY

Rated Excellent
Every Year Since 2007
DALBAR RATED COMMUNICATIONS EXCELLENCE

Clearing through Pershing LLC, a wholly owned subsidiary of The Bank of New York Mellon Corporation (BNY Mellon)
Pershing LLC, member FINRA, NYSE, SIPC

Upper San Gabriel Valley Municipal Water District
Summary of Director Outreach Expenses
For the period of July 1, 2020 through August 31, 2020

Director	Jul-20	Aug-20	Actual to Date	Balance Remaining
Director Chavez	$ -		$ -	$ 5,000.00
Director Contreras	-		-	5,000.00
Director Fellow	550.00		550.00	4,450.00
Director Treviño	560.00		560.00	4,440.00
Director Santana	50.00		50.00	4,950.00
Total	$ 1,160.00	-	$ 1,160.00	$ 23,840.00

Upper San Gabriel Valley Municipal Water District
Director Public Outreach Program Expenses
For the period of July 1, 2020 through August 31, 2020

Director Chavez

Paid Date	Description	Amount	Check #	Recipient
	Total	-		
	Outreach Fund Balance	5,000.00		

Upper San Gabriel Valley Municipal Water District
Director Public Outreach Program Expenses
For the period of July 1, 2020 through August 31, 2020

Director Contreras

Paid Date	Description	Amount	Check #	Recipient
	Total	-		
	Outreach Fund Balance	5,000.00		

Upper San Gabriel Valley Municipal Water District
Director Public Outreach Program Expenses
For the period of July 1, 2020 through August 31, 2020

Director Fellow

Paid Date	Description	Amount	Check #	Recipient
07/03/20	Dorris Dann Kids Campus Reopening	500.00	22625	Our Saviour Center
07/16/20	Membership Renewal 2021-2022	50.00	22645	Temple City Chamber of Commerce
	Total	550.00		
	Outreach Fund Balance	4,450.00		

Upper San Gabriel Valley Municipal Water District
Director Public Outreach Program Expenses
For the period of July 1, 2020 through August 31, 2020

Director Treviño

Paid Date	Description	Amount	Check #	Recipient
07/16/20	Membership Renewal 7/01/20 - 7/01/21	220.00	22642	San Gabriel Chamber of Commerce
07/16/20	Membership Renewal 2021-2022	50.00	22646	Temple City Chamber of Commerce
07/30/20	Membership Renewal 7/01/20 - 7/01/21	290.00	22657	Rosemead Chamber of Commerce
	Total	560.00		
	Outreach Fund Balance	4,440.00		

Upper San Gabriel Valley Municipal Water District
Director Public Outreach Program Expenses
For the period of July 1, 2020 through August 31, 2020

Director Santana

Paid Date	Description	Amount	Check #	Recipient
07/07/20	Membership Renewal 2021-2022	50.00	22633	Baldwin Park Business Association
	Total	50.00		
	Outreach Fund Balance	4,950.00		

MEMORANDUM

7. (a)
ACTION

DATE: September 3, 2020

TO: Government Affairs and Community Outreach Committee

FROM: General Manager

SUBJECT: Conservation Program Funding FY 2020/21 and 2021/22

Recommendation
Approve staff recommendation for Upper District's Conservation Program Funding FY 2020/21 and 2021/22, which is funded through member agency allocation funds received though Metropolitan Water District.

Background

MAA Funding
Every two fiscal years Metropolitan Water District (MWD) allots Member Agency Allocation (MAA) funds to each of its member agencies that can be used for water use efficiency programs that meet certain water use efficiency criteria and other qualifying parameters. Member agencies must submit project proposals, either for the member agency's projects or on behalf of producer-run projects within their service area. Projects must receive approval from MWD staff before program implementation. Payment is contingent upon projects complying with eligibility and reporting requirements.

Upper District's total MAA allocation for FYs 20/21-21/22 is $572,000. Of that funding, a total of $143,000 may be used for 'flex funding' (i.e. projects with non-documented water savings) such as Upper District's Water Fill Station Program (WFS). Upper District intends to utilize $100,000 of its 'flex funding' for the WFS Program, leaving $43,000 available for other potential projects implemented by either Upper District or its producers over the next 2 fiscal years.

The implementation of the WFS Program is recommended by staff to be apportioned over a 2-year fiscal cycle, which is in accordance with MWD's program allocation. With a budgeted amount of $100,000 for Upper District's WFS program, staff will utilize $50,000 of the MAA flex funds during FY 20/21 and $50,000 during FY 21/22. For the current FY20-21, a total of $16,500 has been committed to complete partner obligations that were placed on hold due to the COVID-19 pandemic. A remaining balance of $33,500 will be available for this fiscal year. Staff estimates an additional 29 units will be available for partnership opportunities during FY 20/21.

The remaining $429,000 of MAA funds has $200,000 earmarked for the Upper District's '*6 for 60*' residential retrofit program. While this program is currently on hold due to the pandemic, the funding is in place to implement the program when deemed safe and viable. Another $135,000 of these MAA funds have been reserved for producer-implemented water use efficiency programs, leaving $94,000 available for potential qualifying projects implemented by Upper District or one of its producers over the course of the next 2 fiscal years.

602 E. Huntington Drive, Suite B | Monrovia, CA 91016 | (626) 443-2297 (phone) | (626) 443-0617 (fax) | www.upperdistrict.org

MEMORANDUM

7. (b)
ACTION

DATE: August 31, 2020

TO: Administration and Finance Committee and Board of Directors

FROM: General Manager

SUBJECT: Approve Board and Committee meeting holiday schedule.

Recommendation

Staff recommends that the Board of Directors reschedule board and/or committee meetings impacted by the holidays.

Background

This year, the Upper District's Administration and Finance Committee meetings for the month of November and December fall on Thanksgiving Day and Christmas Eve, respectively.

In November, the regular Board meeting falls on Veterans Day, and the Water Resources and Facility Management Committee and the Board Workshop fall on the week of Thanksgiving.

In December, the Water Resources and Facility Management Committee and the Board Workshop fall on the week of Christmas.

Staff proposes the following holiday meeting schedule for board consideration:

November 2020

a. Hold only one Board meeting on Wednesday, November 18th at 9:00 a.m.

b. Reschedule the Water Resources and Facility Management Committee meeting from November 24th to Tuesday, November 17th at 4:00 p.m.;

c. Reschedule the Administration and Finance Committee meeting from November 26th to Thursday, November 19th at 4:00 p.m.;

December 2020

a. Hold only one Board meeting on Wednesday, December 9, 2020 at 9:00 a.m.;

b. Reschedule the Water Resources and Facility Management Committee meeting from December 22nd to Tuesday, December 15th at 4:00 p.m.;

c. Reschedule the Administration and Finance Committee meeting from December 24th to Thursday, December 17th at 4:00 p.m.

602 E. Huntington Drive, Suite B | Monrovia, CA 91016 | (626) 443-2297 (phone) | (626) 443-0617 (fax) | www.upperdistrict.org

Lagerlof, LLP

301 NORTH LAKE AVENUE, 10TH FLOOR
PASADENA, CALIFORNIA 91101
PHONE: (626) 793-9400 ◊ FAX (626) 793-5900

William F. Kruse
E-MAIL: WFKRUSE@lagerlof.com

MEMORANDUM

RECEIVED
OCT 06 2020
USGVMWD

To: Los Angeles County Independent Special Districts

From: William F. Kruse, Special Counsel

Date: SEPTEMBER 28, 2020

Subject: Election Results; LAFCO Alternate Representative

The election for LAFCO Alternate Representative closed as of 5:00 p.m. on September 25, 2020. Thirty-one (31) valid ballots were cast for LAFCO Alternate Representative. The results are as follows:

ROBERT W. LEWIS received 8 votes

DAN MEDINA received 8 votes

MELVIN L. MATTHEWS received 12 votes

SHARON RAGHAVACHARY received 3 votes

Mr. Matthews will serve as Alternate LAFCO Representative with his term ending May 2, 2022.

Thank you for participating in the election.

SGV Tribune -10-7-20

LA County coronavirus totals dip as week begins that includes business reopening

The county also announced 472 new cases and seven deaths.

(Courtesy of Edward Mertz, Orange County Health Care Agency)

By City News Service | news@socalnews.com |

As Los Angeles County strode toward opening more business sectors on Monday, Oct. 5, the Department of Public Health reported another seven coronavirus-related deaths, lifting the countywide total since the onset of the pandemic to 6,654.

The county also announced 472 new cases, raising the cumulative total to 274,942.

Case numbers are traditionally lower early in the week due to reporting lags from weekend testing.

Hospitalizations in the county related to the coronavirus were at 674 as of Monday, up one from Sunday.

The county's daily update did not include new numbers from Long Beach and Pasadena, which operate their own health departments.

Long Beach reported that two more residents have died from coronavirus-related causes, bringing the city's death toll to 248.The city also reported 126 new coronavirus cases since Thursday, Oct. 1, for a total of12,129 cases since the pandemic began. Pasadena's death toll rose by two on Monday, to 126, but added no new cases to its total of 2,618.

During the day Monday, card clubs around the county opened up in outdoor tents, after health officials last week cleared them to open outdoors and at 25% of normal capacity, with mandatory face coverings and no food or beverage service at gaming tables. Indoor activities at the casino are restricted primarily to employee duties.

The county on Monday also began accepting waiver applications from schools that want to provide in-person instruction for students in pre-kindergarten through second-grade. The waivers, which must be approved by the county and the state, will be limited to 30 schools per week, with priority given to campuses in the generally lowest-income areas.

Schools that are granted waivers will have to limit groups of students to no more than 12, and no more than two supervising adults in each classroom. Those teacher-student groups must remain together for the entire day "for all activities," according to the county.

Schools in the county were previously cleared to offer in-person instruction to high-need students.

Nail salons in the county were permitted to reopen with indoor operations beginning last Thursday, but they were limited to 25% of capacity. Health officials urged salons to continue offering outdoor services as much as possible.

Indoor shopping malls will be permitted to reopen on Wednesday, also limited to 25% of capacity.

Outdoor playgrounds were also cleared to reopen across the county, at the discretion of individual cities. Everyone over age 2 must wear a face covering at playgrounds, and adult supervision is required.

Health officials said last week they were still working with county attorneys to finalize plans for the resumption of outdoor beverage service —with food sold by third-party providers — at breweries and wineries. That process is expected to be "completed in a week," according to the county.

Some county officials expressed concern last week that permitting breweries to reopen with an outside food vendor would lead to backlash from bar owners, who are still prohibited from operating. The city of Long Beach, which has its own health department separate from the county, permitted the reopening beginning Monday of all "brewpubs, breweries, bars, pubs, craft distilleries and wineries" that don't have restaurant licenses but partner with a third-party food provider to serve meals.

County public health director Barbara Ferrer on Monday again stressed the need for all the reopening businesses to adhere to all the health protocols, and for customers to do the same. She noted that some previous business reopening — most notably indoor restaurant dining — had to be rolled back due to a sudden increase in virus cases.

"I use the phrase cautious reopening often when I talk about our approach to recovery here in L.A. County," Ferrer said. "As we learned in July, closings and reopening have a very direct impact on the transmission of virus in our community. ... The spike in cases, hospitalizations and deaths that we saw in July came after Memorial Day, July Fourth and after a number of reopening, all in very quick succession."

She said case numbers dropped again after business sectors were closed again.

"Compliance on everyone's part is so important in reopening sectors and continuing to keep them open," Ferrer said. "None of us wants to move backward in our recovery."

LA Times -10-5-20

Steelhead trout in the L.A. River? These experts envision a fish passage through downtown

This time, the species teetering on the edge of extinction is the Southern California steelhead trout and the abused habitat is a 4.8-mile-long stretch of the L.A. River flood-control channel that most people only glimpse from a freeway.

The brutal vista of concrete and treated urban runoff exists as an impenetrable barrier to ancestral spawning grounds in the San Gabriel Mountains for the estimated 400 federally endangered Southern California steelhead left on Earth.

The Los Angeles River Fish Passage and Habitat Structures Design Plan, which is being championed by Mayor Eric Garcetti, aims to change all that with a carefully calibrated retrofit.

On a hot and hazy morning recently, scientist Wendy Katagi gazed across a sheet of murky water strewn with trash and slick with algae near the confluence of the river and the Arroyo Seco. "We're going to turn this place into a trout stream again," she said.

"We're going to roughen the bottom with pebbles and deepen the notch along the center of the channel by at least 2 feet," said Katagi, a senior manager at Stillwater Sciences, a consulting firm specializing in restoring rivers and flood plains. "Some areas will be terraced, and boulders up to 5 feet in diameter will be anchored to create pools where steelhead can rest and bulk up during their migratory journeys."

In one of nature's most theatrical displays, southern steelhead, a species of salmon that grows up to 36 inches in length and 8 pounds, mature in the Pacific Ocean and return to local rivers to spawn again.

Unlike salmon, which stop eating and die after spawning in their specific natal streams and rivers, steelhead can spawn multiple times in various streams throughout their region.

The modifications, combined with floodwaters in winter, would provide safe passage through downtown for steelhead that began their migratory journey in the brackish, mile-long soft-bottom mouth of the river in Long Beach, 20 miles to the south.

The fish passage, designers say, will serve as a pilot for similar efforts along the roughly 50-mile channel, as well as the L.A. River watershed, which drains 834 square miles of land bounded by the San Gabriel, Santa Monica and Santa Susana mountain ranges.

The flood-control channel is operated by the U.S. Army Corps of Engineers and L.A. County Public Works engineers. Biologists and city officials hope to see the project completed before the start of the 2028 Summer Olympics in Los Angeles.

In an interview, Garcetti said: "It has been a long time coming, but we're going to welcome steelhead back home. Doing that will mean a restoration of nature literally down the very spine of this great city."

The velocity of the water remains the crux of the problem — for fish and for humans. The measure of safety provided by the non-erodible flood-control channel is a cornerstone of the region's economy.

"The L.A. River channel was designed exclusively to flush water to the ocean as quickly as possible and keep people dry," said Nathan Holste, a hydraulic engineer with the U.S. Bureau of Reclamation.

It can contain a discharge of about 104,000 cubic feet per second during a 100-year flood event.

"Trouble is, even flows of 5 feet per second are above the cruising speed of steelhead trout," he said. "So, our goals include controlling the flows and offering plenty of places for fish to rest.

"Steelhead swim upstream at an average speed of about 7 miles per day," he added. "We believe that steelhead will be able to reach the passage in about three days — then swim through it without scraping their bellies on concrete."

Re-creating self-sustaining native plant communities will need to take the physical peculiarities of the channel into account. For example, south of 1st Street, the east bank provides slightly more shade than the west bank because the channel there runs slightly southeast.

In the meantime, there are myriad permitting hurdles to clear before altering the crucial flood-control system to assist steelhead without affecting adjacent freeway overpasses, historic bridges and levees, utility and fuel lines, and railroad tracks and trestles.

That is, if there's a will — and money.

Design phases of the project are being funded by the California Wildlife Conservation Board under a Proposition 68 grant of $1.3 million. The city of Los Angeles, the nonprofits Council for Watershed Health, Friends of the Los Angeles River and Arroyo Seco Foundation, and other partners are providing in-kind services as matching funds.

The estimated cost of the fish passage project has yet to be determined, but its designers say it will be in the tens of millions.

The project would complement river restoration efforts proposed or underway throughout the L.A. River watershed.

They include a long-awaited river revitalization project north of downtown approved by the Army Corps of Engineers. That project is still in the planning stages and estimated to cost $1.3 billion. Lower L.A. River projects are proposed in Bell, Cudahy, Downey, Long Beach, and other communities.

So why the focus on steelhead now?

The Endangered Species Act requires the government to take action to prevent extinction of species listed as endangered. The Southern California steelhead was listed as federally endangered in 1997.

Steelhead, which begin life as native rainbow trout, once packed local spawning pools. For still unknown reasons, some migrate to the ocean and become steelhead after undergoing physical changes that allow them to return to spawn in freshwater gravel beds.

But the explosive growth of Los Angeles after the turn of the last century, followed by catastrophic flooding in 1914 and 1938, prompted civic leaders to transform the river channel into a concrete floodwater channel to protect the burgeoning flatlands.

Much of the work began in 1938, a reclamation job of mammoth proportions designed to manage the river's rambunctious hydrology. It included construction of check and debris dams to stabilize creeks flowing from the San Gabriel Mountains, and flood-control and storage basins such as the Hansen and Sepulveda dams.

Today, the L.A. River is managed by one of the most extensive systems of controls for any river its size in the world. Nearly the entire river bottom was paved over, except a few spots where the water table was too high.

But the engineering feats that straightened the river and keep it in place affected steelhead in a fundamental fashion. River flows of treated urban runoff were too shallow, rapid, and devoid of vegetation and pools in which to rest during crucial periods when the fish shifts from fresh water to salt, or vice versa.

Scientists say the southern steelhead population has plummeted from an estimated 36,000 to 46,000 adults to fewer than 400 scattered across coastal waters between San Luis Obispo and the Mexican border.

The last one seen in the L.A. River was caught off a Glendale bridge in 1940 after that stretch of the river was paved for flood control.

The fish that scientists know as *Oncorhynchus mykiss* — a distant cousin of salmon — still shows up in small numbers in places such as Ballona Creek, Malibu Creek, San Juan, and Trabuco creeks, and three Ventura County rivers, scientists say.

But even some optimists wonder: If the fish passage is built, will steelhead come?

Holste, the federal hydraulic engineer, doubts that steelhead would be able to reach the passage without similar modifications installed along the other 16 miles of channel between it and the sea.

But Mary Larson, coordinator of steelhead recovery at the California Department of Fish and Wildlife, believes that under certain conditions, "steelhead will use it." Construction of additional projects later would improve its viability, she said.

"After years of studying their behavior, I can tell you that these fish are extraordinarily resilient and do things we wouldn't think possible," Larson said. "For instance, they can sense the precise path of least resistance to spawning grounds needed to continue their genetic lineage."

Rosi Dagit, a senior biologist for the Resource Conservation District of the Santa Monica Mountains, agreed. "Building this fish passage would be a historic step toward saving steelhead," she said, "and helping every other native aquatic species that no longer feels at home in the L.A. River."

Among them are rare species that take refuge in remote sections of the watershed such as the Santa Ana sucker, arroyo chub, unarmored three-spine stickleback, speckled dace, red-legged frog, southwestern pond turtle and arroyo toad.

Many cities around the world have revitalized rivers that had suffered from a disconnect between communities and their waterways.

In South Korea, the Cheonggyecheon, which was covered for years, now meanders through the capital city of Seoul. The San Antonio River Walk is a popular network of city parks and walkways edging the San Antonio River one story beneath the streets of San Antonio. The San Diego River Park Foundation recovery effort was launched by concerned citizens in 2000 after the largest sewage spill in California's history dumped 34 million gallons of untreated sewage into the 49-mile-long waterway.

"If all goes smoothly," said Michael Affeldt, LARiverWorks director in the mayor's office, "the fish passage project will put some natural heart and soul back into the L.A. River, too."

The Council for Watershed Health has launched a webpage allowing people to keep up with the progress of the fish passage project and learn more about the ecological problems it aims to solve, said Andrea Dell'Apa, project manager at the council.

Awareness of the river as a natural resource and potential economic powerhouse began to grow in the 1980s when environmental groups pressured the county and Army Corps of Engineers. Ever since then, the waterway has been slowly transforming into a greenbelt of parks, trees and bike paths linking new development including apartments and breweries.

In 2010, the U.S. Environmental Protection Agency deemed the river navigable and subject to the protections of the Clean Water Act. A year later, the U.S. Army Corps of Engineers permitted kayaking along a soft-bottom stretch about 17 miles north of downtown.

The river has always been a catalyst for change that helped transform the sleepy village of Los Angeles into a metropolis of about 4 million people.

The first settlers who arrived here in 1781 put down their roots along the Los Angeles River precisely because of the water that was available there. The principal source was the river's "narrows," a spot below the bluffs where the 110 Freeway now crosses the concrete channel near Elysian Park.

There, near where the concrete ends north of downtown and the 11-mile soft-bottom portion begins, you can hear the rustle of leaves again.

The cackle of ducks and warble of migrating birds blend with the din of railroads and freeway traffic and echo off the channel's slanted concrete walls.

Cottonwood saplings, sycamore trees and weeds sprout from the edges of the river's perennial cargo of warm, green treated runoff that carries the odor of old socks. Beneath the ripples, a steady parade of leeches, algae, silt and trash floats downstream.

The return of spawning steelhead populations in the area would trigger one of the most unlikely sport-fishing opportunities in modern history.

But angling for steelhead would be out of the question until there are enough of them to warrant the lifting of their endangered species protections.

For now, there are more pressing concerns.

"We have to be successful with the steelhead recovery effort," said Sandra Jacobson, director of the southwest region for the nonprofit California Trout, "before it goes extinct."

CA Water Blog – 10-4-20
Happy 2021! Here's to a New Water Year!

By: Jay Lund

2020 was terrible, and as a water year (WY), October 2019 – September 2020, it is over. A dry winter (drier than 2014-2015 in Sac. Valley), COVID-19, deep recession and unemployment, wildfires, racial violence and unrest, extreme high temperatures, water documents disappearing from State of California websites, and finally a very unpresidential debate. (Fortunately, no major earthquakes.)

We happily ring out this year and hope for a better 2021! (... although it does not seem to be improving just yet)

As we leave 2020, the soils are dry (and ashen), and most reservoirs and aquifers have been somewhat drawn down by the dry year. Most major water storage reservoirs have below average storage, but some are above average. We enter WY 2021 with less stored water than when we entered 2020.

What should we look forward to in the new Water Year 2021?

1. **Will 2021 be wetter?** Wetter would be better.
    A. If the new water year begins wet, it will be a great relief for folks living in rural areas, and all Californians who breathe. A wetter year overall should bring a shorter and hopefully less intense fire season for the year.
    B. Wetter years also better refill reservoirs and aquifers for use in the coming year, and future droughts. Some refilling of aquifers is essential for many critically-over drafted aquifers to comply with California's Sustainable Groundwater Management Act and soften future reductions in groundwater pumping.
2. **Water, wind, and fire?** During WY 2020, we saw unusually tight and varied connections between water and wildfire conditions. Tighter connections between precipitation and fire potential seem likely to persist until forest conditions change. Fire budgets, preparations, and insurance might be usefully contingent on annual water conditions.
3. **Will 2021 be the year of voluntary environmental flow agreements?** If some of 2020's major distractions subside, perhaps there is more hope. A second dry year might further focus attention. Ecosystems do not seem to be getting any healthier. Regulatory uncertainty without such agreements might hinder or skew some water infrastructure investments might be insufficient without agreements or more certain regulations on environmental flows.
4. **Will 2021 be another dry year?** We have already had one dry year. California's larger water system usually needs at two dry years for a drought. A single dry year

can usually be accommodated with reservoir storage and some additional groundwater pumping, but longer droughts require more groundwater pumping, and increase shortages to human and ecosystem uses. Additional dry years deepen shortages for ecosystems and humans, and increase risks of species extirpations, with warmer conditions exacerbating this situation. It might be time to dust off or prepare drought management plans for agencies, water projects, and ecosystems.

5. **How is SGMA going?** As SGMA deadlines get close, it becomes less likely that over drafted basins will be rescued by a series of wet years, resulting in more need to curtail groundwater pumping to achieve SGMA goals. Is SGMA implementation moving forward sufficiently?
6. **How are the fish and native ecosystems?** The conditions of native fishes have not greatly improved since the end of the last drought. This weak condition makes ecosystem impacts more likely if we have additional dry years and raises the importance of more aggressively improving ecosystem conditions in wetter (and all) years. (Durand et al 2020)
7. **How many rural community residents receive improved drinking water supplies?** This will be a continuing problem, and probably a worsening problem if 2021 is dry.
8. **Continued distractions?** Perhaps the greatest uncertainty for the new water year is whether the many distractions to effective science and policy-making will continue. With the onset of deeper drought conditions, COVID and political disruptions could damage the water system's usually effective abilities to respond and adapt to drought.

2020 demonstrates the diverse and changing challenges facing California, with deep implications for water and environmental management. In 2021, we need to better organize how we will learn and explore how to manage water and ecosystems in California with profoundly changing conditions for decades to come. We need to prepare for this future.

KPBS -9-28-20

Does La Niña Mean A Drier, Shorter Winter for Southern California?

By: John Carroll

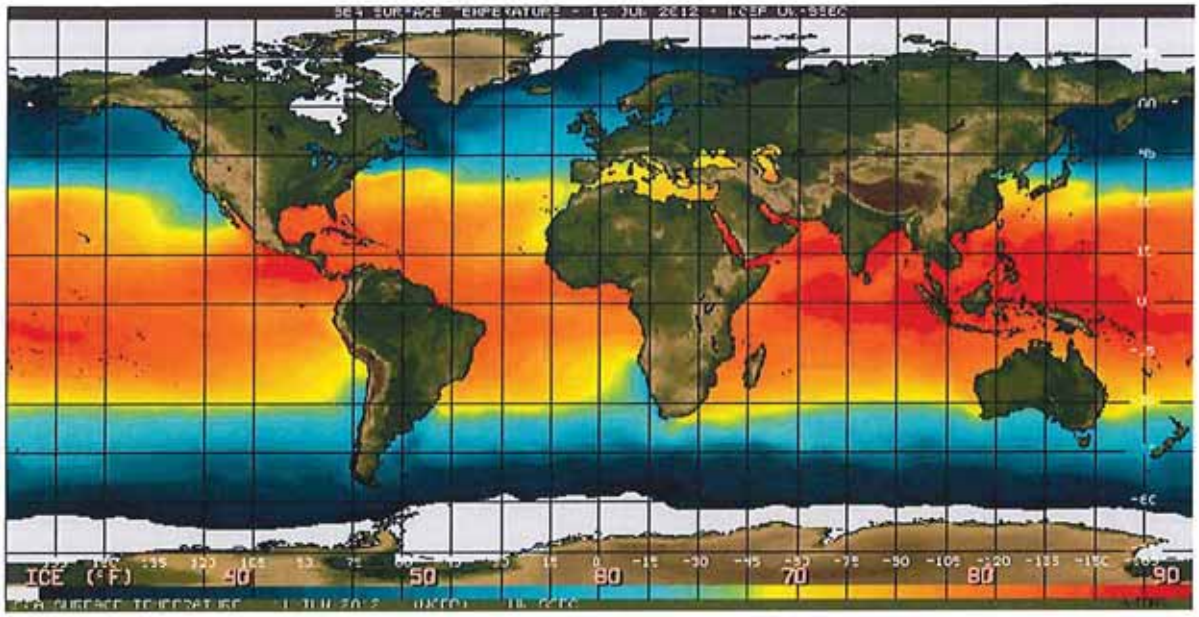

CREDIT: NOAA

Sea surface temperature in the equatorial Pacific Ocean (above). El Niño is characterized by unusually warm temperatures and La Niña by unusually cool temperatures in the equatorial Pacific. Anomalies represent deviations from normal temperature values, with unusually warm temperatures shown in red and unusually cold anomalies shown in blue.

La Niña is back.

It has been a couple of years since satellites and buoys detected the mass of cold water forming along the equator. National Weather Service meteorologist Alex Tardy said when you average out the effect of La Niñas over the last few decades, they tend to indicate we are in for less precipitation than what we'd get in an average winter.

But La Niñas can also bring surprises. Tardy pointed to the winters of 2016-2017 and 2017-2018. The former was wet, the latter dry. So, why even bother to take note of a La Niña?

Tardy said it can help to inform the big picture.

"It gives us an indication, rather than just flipping a coin, which you don't want to do cause you want to add some value, it gives some value to the forecast," he said.

Value, not certainty.

As for El Niños, Tardy said it is also a matter of averages. Often, they mean a wet winter, but not always.

NY Times -9-27-20

E.P.A. to Promote Lead Testing Rule as Trump Tries to Burnish His Record

A drinking water pickup and distribution site in Flint, Mich., in 2018.Credit...Bronte Wittpenn/The Flint Journal-MLive.com, via Associated Press

By: Lisa Friedman

WASHINGTON — The Environmental Protection Agency is preparing to overhaul the way communities test their water for lead, a policy change that will be pitched ahead of Election Day as a major environmental achievement for a president not noted for his conservation record.

But a draft of the final rule obtained by The New York Times shows the E.P.A. rejected top medical and scientific experts who urged the agency to require the replacement of the country's six million to 10 million lead service lines, an expensive but effective way to avoid crises like the one still afflicting Flint, Mich.

The measure is the first major update in nearly three decades to the 1991 Lead and Copper Rule, a regulation aimed at protecting drinking water from lead, a potent neurotoxin that has been linked to developmental problems in children. The American Academy of Pediatrics and the Centers for Disease Control and Prevention have said there is no safe level of lead exposure for children, and the new rule requires for the first time testing for lead in all schools and day care centers.

"The rule will better identify high levels of lead, improve the reliability of lead tap sampling results, strengthen corrosion control treatment requirements, expand consumer awareness and improve risk communication," the draft from mid-July said.

But rather than enact the sweeping changes that some health leaders say are necessary, the E.P.A. is opting for more modest improvements. Some experts and critics said the new rule weakens the current rule in significant ways, for instance, by more than doubling the amount of time utilities can have to replace water systems with serious levels of lead contamination.

"What's the point of making the change?" said Gov. Gretchen Whitmer of Michigan, whose state enacted the country's toughest lead standard for drinking water in the wake of the Flint disaster. Michigan also has required water suppliers to replace all lead service lines on public and private property before January 1, 2041.
"Originally, we were encouraged that the Trump administration said they wanted to update the rule," Governor Whitmer said. But when told of the final rule, she called it "sorely disappointing."

James Hewitt, a spokesman for the E.P.A., said in a statement that it is "premature to draw any conclusions on a rule that is still undergoing interagency review." He added that the Trump administration "is committed to finally acting to better protect our children's health and holistically address lead in America's water systems."

Andrew Wheeler, the administrator of the E.P.A., has described the rule in recent speeches as a core achievement of the agency under Mr. Trump, who often boasts of producing the "cleanest air" and the "cleanest water" even as he has dismantled nearly 70 environmental regulations and is pushing to roll back another 30.

"The Obama-Biden administration claimed to have worked on it for eight years, with nothing to show," Mr. Wheeler said of lead pipe regulations while speaking at the American Enterprise Institute last week. "They even had a wake-up call in Flint, Mich., in 2014 but still did nothing."



Andrew Wheeler, the E.P.A. administrator, has described the new rule as a core achievement of the agency under Mr. Trump, Credit...Pool photo by Al Drago

The Lead and Copper Rule was enacted in 1991 to regulate the levels of lead in public water systems. The E.P.A. has said the updated version will identify the most at-risk communities and make sure that communities have in place plans to reduce elevated levels of lead.

Schools and childcare centers, for example, would be required to notify those who use their facilities of elevated lead levels within 24 hours of testing rather than the current 30 days. The rule also would require water utilities to conduct inventories of their lead service pipes and publicly report their locations.

At a House hearing in February, Angela Licata, the deputy commissioner of the New York City Department of Environmental Protection, was testifying on behalf of the Association of Metropolitan Water Agencies and said a mandate to replace all lead service lines was impractical. She praised the E.P.A. plan for avoiding "unattainable mandates."

"Compliance with such a mandate would take decades, cost billions of dollars and would prevent water systems from allocating their limited budgets to other projects and initiatives that may deliver greater public health benefits," she said.

But beyond internal debates among state and local officials, the new lead rule is unlikely to burnish the president's image, political strategists say. Mr. Trump's environmental record has been a rallying cry for some voters because he has relentlessly pushed to dismantle measures to control air and water pollution while mocking and dismissing climate change.

In recent weeks, however, he has sought a remarkable rebranding, even describing himself as the most environmental president since Theodore Roosevelt. In Jupiter, Fla., this month, he endorsed a 10-year moratorium on oil and gas drilling off the Southeast coast. His administration is the one that proposed lifting the moratorium in the first place.

Cabinet members like Mr. Wheeler have sought to make the case that while the Obama administration focused on distant issues like climate change, Mr. Trump has actually zeroed in on environmental issues close to home, like the quality of the water coming from taps.

During his speech in Florida, Mr. Trump said his administration was "strengthening standards to prevent vulnerable children from being exposed to lead and copper in drinking water, including in our schools," adding, "They were exposed to lead and copper in drinking water. We've done some job with that, that was an important one."

Republican strategists said Mr. Trump's campaign might be trying to improve his standing among suburban women and other swing voters. But they also doubted it would pay off.
"Trump's not going to lead on climate obviously, so they have to look at specific problems they can try to solve," said Doug Heye, a former spokesman for the Republican Party. He said promoting things like the update to the Lead and Copper Rule was a good strategy for Mr. Trump — but only because the administration had "tied one hand behind its back" by refusing to even engage on climate change.

Frank Luntz, a longtime Republican pollster, conceded, "If you are an environmental voter in 2020, you are voting for Joe Biden." The Trump administration's efforts on lead in water "won't change a single vote," he continued, even among undecided voters.

Two former E.P.A. officials described the new rule as insufficient. Ronnie Levin, a public health professor at Harvard University who spent 37 years at the E.P.A. pioneering lead protections in water, paint, and gasoline, said the agency's political leaders shut its scientific experts out of deliberations on the new measure.

Miguel Del Toral, who recently retired from the E.P.A. in Chicago, where he also worked for more than 30 years on lead, agreed.

"They had their minds made up about what they wanted and didn't want in the rule, and we kept banging our heads against the wall arguing science," Mr. Del Toral said.
Asked whether career E.P.A. scientists were shut out of the process, Mr. Hewitt, the agency spokesman, said, "Our career drinking water experts are a driving force behind our more protective rulemaking."

Erik D. Olson, the senior strategic director for health at the Natural Resources Defense Council, an advocacy group, said the slower timetable for replacing lead pipes was "a huge weakening," adding that "it will mean another generation of kids will be drinking lead-contaminated water."
Under the old rule, utilities had to replace some of their lead service lines if they repeatedly tested above the E.P.A.'s "action level" of 15 parts per billion. They were given about 14 years for the full replacement. The new rule will give them approximately 33 years to fully replace the service lines, Mr. Olson said. If utilities repeatedly test between 10 and 15 parts per billion, water systems will be required to confer with state authorities to develop "a goal rate" for replacing their lead lines, but the rule does not provide a deadline for doing so.

Dr. Mona Hanna-Attisha, the Michigan pediatrician whose research exposed the Flint water crisis, called the new rule "heartbreaking."

"We have really failed at a national level to learn the lessons of Flint," she said. "A poison that has no safe level is in our drinking water. It is ubiquitous. Why wouldn't we want to get this lead straw out of the ground?"

PAID ADVERTISEMENT

An Open Letter to the Sierra Club

September 24, 2020

Dear Sierra Club,

Your advertisement "Open Letter to the People of California" (Sept 18, 2020, in the Los Angeles Times) felt offensive and manipulative. The goals are admirable – in fact, they are already embodied in California law and policy. But the path you want the Governor to take could hurt the real people and the communities we represent.

Your world is not our world.

We are from rural and urban communities, with our livelihoods being in agriculture, small businesses, and personal services. We keep the "real" economic engine running and risk our health and lives during this pandemic. We are people who make tough daily choices about how to drive to work, feed our kids, share a video screen for school, and take our parents to the doctor. All these things are hard. Your world would make them only harder.

Let's be particular on your five actions:

1. You want to phase out our "polluting" cars, the ones we drive to work and take our kids to the park in. It would require us to write hefty checks for those expensive EVs you like so much, and then pay higher energy bill so we can afford to drive them.

2. You want to phase out our "dirty" stoves, water heaters and furnaces. Here again, it would require us, or our landlords, to make investments we can't afford so our residences can be rewired for these new HVACs and appliances. We are committed to making homes more affordable so Californians can own their homes, not take them farther out of reach. We don't understand how this works.

3. Your ideas could allow our rich neighbors in the next town to charge their Teslas and run their air conditioners on hot days, but make it unaffordable to use ours. Your plan sounds like you want us to foot the energy bill for the "green" buildings where you rent office space, while our little businesses go broke with higher energy costs?

4. Let's not wink and nod here: ***You know perfectly well*** that the tens of millions of drivers in California who drove HUNDREDS OF BILLIONS of miles in 2018 – mostly just to get to work – are not able to suddenly stop driving. So, we're instead going to IMPORT all that fuel from Iran, Iraq, Venezuela, Saudi Arabia, Russia? And transfer our high-wage energy jobs overseas, while more Californians become unemployed? And that's more humane and "equitable"?

5. When your funders from San Francisco and Hollywood call, your "strong climate leaders" pick up the phone. When we call, we are encouraged to "talk to our legislator." We know the drill. It seems to us like those with lifestyles only a few can afford are more important than people who work hard, pay taxes, build small businesses, school their children, and make hard choices about whether their kids can afford to go to college.

Your world is not our world. Yours feels hypocritical and socially divisive and would disproportionately burden those who you claim to support the most – low-income and ethnic minority populations.

We are advocates for sensible, fact-based, and equitable energy policies. We come to the discussion in good faith with ideas to help ALL Californians. We hope you will join us with ideas that help ALL Californians as well.

We are advocates for sensible, fact-based, equitable energy policies.

PAID FOR BY UNITED LATINOS VOTE

info@unitedlatinosvote.org

LA Times – 9-24-20
One water district is trying to make sure agriculture cleans up its own mess

By: JACQUES LESLIE

A Central California water board is poised to do something rare in American agriculture: It is trying to establish enforcement mechanisms — not just toothless regulations — to limit the use of farm fertilizers that contribute to dangerous levels of groundwater pollution. If the effort is successful, within a few decades it will have reversed or at least stopped adding to the pollution of groundwater beneath the Salinas and Santa Maria valleys.

One of the most pervasive forms of groundwater pollution is nitrate, a key component of farm fertilizer and manure. In 2017, water systems serving 10.9 million Californians were contaminated with nitrate at or above legal limits, according to a study published in June by the Environmental Working Group. In infants, nitrate can cause the potentially fatal oxygen-deficiency disease known as "blue baby syndrome." Even at levels below federal guidelines, the EWG says, nitrate exposure is linked to colorectal, ovarian, thyroid, kidney and bladder cancers.

The Central Coast Regional Water Quality Control Board oversees water pollution in a district that extends from south of Santa Barbara to north of Santa Cruz, a region at the heart of the state's high-end vegetable agriculture. In 2004, the water board instituted a nitrate-monitoring program. Now it wants to impose restrictions on farmers' nitrate use, and ultimately to cite and fine those who do not heed the limits. The restrictions would work to gradually reduce the use of nitrate until no excess percolates into groundwater.

If the plan, now in the public-comment stage, succeeds, it could have far-reaching impact. The approach would be particularly applicable in the nearby Central Valley, where California's agriculture industry predominates. Parts of the Central Valley have nitrate-reduction programs of their own, but they lack enforcement provisions.

The Central Coast's favorable Mediterranean climate and rich soils enable farmers to plant three or four crops per year, giving their fields some of the nation's highest per-acre productivity. But that means the fields also receive three or four applications of fertilizer a year. As a result, nitrate pollution levels in some parts of the region are among the highest in California, according to Matt Keeling, the Central Coast board's executive officer.

For farmers, nitrate has a benefit — the substance increases crop yields whether it comes from fertilizer or groundwater irrigation. But for local communities and, increasingly, nearby metropolitan areas that use groundwater for drinking, the costs of filtration, or of digging deeper

wells to get to cleaner water, are rising. Not surprisingly, a UC Berkeley study showed that those whose taps deliver the highest levels of nitrates in the San Joaquin Valley are disproportionately poor and Latino.

The Central Coast water board's proposed regulations would not prevent farmers from using nitrate. Instead, farmers would be required to gradually subtract from their fertilizer applications the amount of nitrate in the groundwater they pump onto their fields. The goal is to reach an optimal level — as much but no more than the crops can absorb — which would mean less and less in the groundwater.

Over a generation or two, the water would get cleaned up and farmers could maintain their crops. However, farmers whose groundwater nitrate levels did not decrease would face progressively intensifying enforcement, starting with requests for compliance and ending with fines.

For farmers, the measure remains a hard sell. Many want to increase, not decrease, nitrate applications. Data collected by the Central Coast water board bears this out: More than half of the region's farmers report that they apply more nitrate than is recommended for their crops, and some use two to four times as much, according to Keeling.

Kari Fisher, the California Farm Bureau Federation's senior counsel, speaks for the farmers. She told me that the water board's draft order "could lead to losses of up to 11,000 jobs and $309 million in income, mostly in disadvantaged communities."

Keeling declined to address the federation's estimates, but he acknowledges that by 2026, the nitrate restrictions would require farmers to modify their practices — switching to crops that are particularly good at absorbing nitrate, such as broccoli, or reducing crop cycles per year. The six-year time horizon is meant to give farmers time to experiment and innovate to better cope with altered nitrate regimens.

The cost to farmers also must be weighed against the health and water purification costs that nitrate pollution imposes. A 2012 UC Davis study of nitrate in the Salinas Valley and in the Central Valley's Tulare Lake basin estimated the cost of providing clean drinking water to out-of-compliance local public water systems at $17 million to $34 million a year.

Agriculture's pollution, arising not just from fertilizer but pesticides, antibiotics, and soil degradation, is far-reaching, and no program to reverse California's growing environmental disarray can succeed without curbing it. Addressing the nitrate problem is an obvious place to start.

Carlsbad Current Argus -9-24-20

Carlsbad City Council approves $1M grant to replace aging water meters

By: Mike Smith

The City of Carlsbad took the first of seven steps to replace more than 2,000 aging water meters in the City water service area.

Tuesday night, the Carlsbad City Council approved a $1 million application for the City of Carlsbad Water Department to submit a grant application to the United States Bureau of Reclamation's (BOR) WaterSMART Water and Energy Efficiency Grants program to modernize area water meters.

The BOR program provides 50/50 cost share funding to irrigation and water districts, tribes, states and other entities with waterpower or water delivery authority, read the BOR's website.

According to the grant application, the City and BOR will produce $541,103 each in matching funds.

The City of Carlsbad provides water service to 12,752 connections and delivers almost 7,400 acre-feet of water for public consumption. The City would replace old water meters that "require labor-intensive reading of individual meters or drive by with radio read meters," per the application.

City figures indicate as many as 1,200 meters are suspected to be non-functioning. The City was transitioning to an automatic meter system (AMR) which transmits the meter information to a central location.

The new meters would also provide real time information for customers who can track usage through a mobile phone application. Customers will also be notified when there is a water leak at their home or business, the application read.

The City of Carlsbad has replaced nearly 7,000 water meters and this project will move the City closer to its goal of replacing 13,000 water meters.

The City still must find a contractor to do the work, get the meters, install the new meters, and remove the old meters and test and demonstrate the new meters.

"The WaterSMART program will improve accuracy and efficiency and allow us to better serve our residents," said Carlsbad Mayor Dale Janway.

The project is expected to start in July 2021 and wrap up by December 2021, per the grant application.

City Council also approved another project for 2021 by awarding a $60,000 contract to Precision Fireworks from Era, Texas to produce the Fourth of July fireworks show.

Precision produced this year's show after the Carlsbad Fire Department made the decision in 2019 to turn production over to a professional group after an accident at a Roswell warehouse in 2019 killed a Roswell firefighter and injured 12 others.

Roswell fire personnel were getting ready for a firework show when items were moved around and exploded inside the warehouse.

In a memo to City Councilors, Carlsbad Fire Department Chief Richard Lopez said this year's show was successful.

"We would like to enter into a contract with them again for the 2021 show. We will continue to strive to exceed the 2020 show," Lopez said in the memo.

"I'm excited to work with the City and looking forward to the show," said Jesse Williams, owner, and president of Precision Fireworks.

This year's fireworks show was produced with COVID-19 safety precautions in place as Carlsbad residents were invited to watch the program from various places in the community.

Williams said he was looking forward to having an actual crowd in 2021 at the Beach area along the Pecos River.

Environment & Energy Report

EPA About to Reverse Clinton-Era Toxic Air Pollution Policy

By Amena H. Saiyid

Sept. 22, 2020, 3:45 PM

- EPA reverses once-in, always-in policy for toxic air pollutants
- Environmental attorneys expect immediate lawsuits

Power plants, refineries, and other industrial sources may now be able to avoid stringent pollution controls if the toxic air particles they emit fall below a mandated legal threshold.

The Environmental Protection Agency is finalizing on Thursday its rule (RIN: 2060-AM75) that it will no longer enforce the "once-in, always in" toxic air policy that bound chemical plants, refineries, and other industrial sources to a lifetime of pollution controls based on estimated emissions, a senior agency official confirmed Tuesday. .

The decades-old policy required refineries, pulp mills and and other sources of toxic air pollution to implement strict "major" pollution controls, even if their emissions of toxic air pollutants fell below mandated Clean Air Act thresholds. The thresholds are 10 tons for a single hazardous pollutant, and 25 tons for two or more pollutants.

"This rule will encourage facilities to pursue innovations in pollution-reduction technologies and relieve regulatory requirements intended for much larger emitters," the EPA told Bloomberg Law.

The rule concludes that EPA has no authority under the plain language of the Clean Air Act to limit when a facility may be determined to be an area source.

"Rather, facilities may be reclassified as area sources upon their taking an enforceable limit on their potential to emit hazardous air pollutants that brings their level of emissions below the major source thresholds," the agency said.

Maximum Controls

Sources considered major are required to install the maximum level of pollution controls, while so-called "minor" sources need fewer controls.

The EPA rule builds on a January 2018 memo from Bill Wehrum, then EPA's assistant administrator for air and radiation.

By removing unnecessary monitoring, recordkeeping and reporting associated with being a major source, the EPA said this rule will relieve "unnecessary compliance and financial burdens" from regulated companies, while encouraging other sources to reduce emissions.

Once implemented, the EPA estimates a potential cumulative savings of $16.1 million in the first year and $90.6 million (in 2017 dollars) in following years.

Environmental Challenge

Manufacturers, petroleum companies, and pulp mills affected by the rule support the EPA's reversal. Electric power utilities, notably those operating oil- and coal-fired power plants, aren't affected by this rule because they're regulated under mercury and air toxic standards from 2012.

California and environmental groups such as the Sierra Club, Environmental Defense Fund, and the Environmental Integrity Project challenged the EPA when it tried enforcing a reversal of the toxic air pollution policy through guidance. But the U.S. Court of Appeals for the District of Columbia Circuit in January reaffirmed its decision to dismiss the lawsuit because the guidance didn't constitute a legally binding, final agency action.

California said the EPA's reversal would allow industrial facilities to emit just under the mandated thresholds and thus avoid pollution controls. The once-in, always-in policy "ensures that all hazardous air pollutants sources 'at least clean up their emission to the level that their best performing peers have shown can be achieved,'" the state said during oral arguments.

EPA's own analysis of the proposed rule projects that 3,912 industrial facilities nationwide could ultimately take advantage of what the environmental groups are calling the air toxics loophole.

Sierra Club attorney Sanjay Narayan warned that the EPA should expect a challenge if it finalizes its proposal.

"If the final rule does not add anything significant to what EPA placed in the proposed rule" and the preceding Wehrum memo, "we are likely to challenge them in court," he said.

Debra Jezouit, a Clean Air Act attorney with Baker Botts LLP, said the rule is needed to give industry flexibility for permitting to undertake projects, but "there's no question that it will be appealed."

The Sierra Club has received funding from Bloomberg Philanthropies, the charitable organization founded by Michael Bloomberg. Bloomberg Law is operated by entities controlled by Michael Bloomberg.

To contact the reporter on this story: Amena H. Saiyid in Washington at asaiyid@bloombergindustry.com

To contact the editors responsible for this story: Anna Yukhananov at ayukhananov@bloombergindustry.com; Rebecca Baker at rbaker@bloombergindustry.com

© 2020 The Bureau of National Affairs, Inc. All Rights Reserved

UPPER SAN GABRIEL VALLEY MUNICIPAL WATER DISTRICT

OCTOBER 14, 2020

REPORT OF THE DISTRICT ENGINEER ON HYDROLOGIC CONDITIONS

Baldwin Park Key Well (see attached graph)

- Located in the central portion of the San Gabriel Valley within the City of Baldwin Park and used as a general indication of water elevations throughout the San Gabriel Valley
- One vertical foot is equivalent to about 8,000 acre-feet of groundwater in the Main Basin
- On August 28, 2020, the Baldwin Park Key Well groundwater elevation was 203.7 feet.
- On September 25, 2020, the Baldwin Park Key Well groundwater elevation was 201.4 feet, a decrease of 0.5 feet from the prior week. **The historical low was 169.4 feet on November 21, 2018.**
    - A decrease of about 2.3 feet from the prior month.
    - About nine feet lower than one year ago (represents 72,000 acre-feet). Includes an estimated 193,000 acre-feet of untreated imported water in cyclic storage accounts, which represents about 24 feet of groundwater elevation at the Key Well.
        - Producer Cyclic Storage – 39,000 AF
        - MWD Cyclic Storage (for UD RDA delivery) – 115,000 AF
        - Other Cyclic Storage – 39,000 AF

Reservoir Storage and Releases

- There are three dams and reservoirs located along the San Gabriel River above San Gabriel Canyon. Their primary function is for flood control and also used to store watershed runoff for subsequent groundwater replenishment.
    - Cogswell Reservoir is located highest in the watershed and has a maximum storage capacity of 10,475 acre-feet
    - San Gabriel Reservoir is located downstream of and receives releases from Cogswell Reservoir, and has a maximum storage capacity of 44,044 acre-feet

- Morris Reservoir is located downstream of and receives releases from San Gabriel Reservoir, and has a maximum storage capacity of 28,736 acre-feet. Releases from Morris Reservoir and San Gabriel Reservoir are used at local surface water treatment plants and used for groundwater replenishment
- Total storage capacity is 83,255 acre-feet
- The combined minimum pool behind Cogswell, San Gabriel and Morris Reservoirs is about 10,500 acre-feet.
- Combined storage as of September 28, 2020 was 20,393 acre-feet (about 25 percent of capacity). **Excluding minimum pool storage, about 9,900 acre-feet is available for direct use or groundwater replenishment.**
- San Gabriel Reservoir inflow was 98 cfs and release was 265 cfs as of September 28, 2020.
- Morris Reservoir inflow was 308 cfs and release was about 530 cfs as of September 28, 2020. The 530 cfs release will split between Main Basin and Central Basin.

USG-3

- Located in San Gabriel Canyon just below Morris Dam, it represents Upper District's primary point of delivery of untreated imported water for groundwater replenishment to the San Gabriel Valley. The typical delivery rate is about 190 cfs (or about 375 acre-feet per day)
  - Total USG-3 deliveries.
    - During September 2020, Upper District did not make deliveries through USG-3.
  - Three Valleys District/MWD
    - During September 2020, Three Valleys District did not make deliveries through USG-3.

San Gabriel Canyon Spreading Grounds

- Upper District did not make deliveries to the San Gabriel Canyon during September 2020.
- Three Valleys District/MWD did not make deliveries to the San Gabriel Canyon during September 2020.
- San Gabriel District delivered 1,030 AF to the San Gabriel Canyon during August 2020.
- San Gabriel District did not make deliveries to the San Gabriel Canyon during September 2020.

Rainfall (see attached graphs)

- Data are readily available on a daily basis and are indicative of comparative amount of rainfall in the San Gabriel Valley (percent of average)

- Puddingstone Dam as of September 30, 2020
  - Average rainfall from July 1st through September 30th of each year is about 0.40 inches
  - Rainfall during July 1, 2020 through September 30, 2020 is 0.00 inches
  - Rainfall during July 1, 2019 through September 30, 2019 was about 0.01 inches, which was about three percent of average.

- Los Angeles Civic Center as of September 30, 2020
  - Average rainfall from July 1st through September 30th of each year is about 0.27 inches
  - Rainfall during July 1, 2020 through September 30, 2020 is 0.00 inches
  - Rainfall during July 1, 2019 through September 30, 2019 was about 0.03 inches, which was about 11 percent of average.

Water Quality

- Water systems are required by the Division of Drinking Water (DDW) to collect water quality data from source wells and provide the results to DDW staff pursuant to Title 22
  - During September 2020, 23 wells were sampled under Title 22
  - During August 2020, 87 wells were sampled under Title 22
  - During August 2020, Stetson Engineers Inc. received no public notice of wells shut down due to contamination.

Z:\Jobs\2533\1.01.001 - Engineers Report for Board Meetings\Board Meeting Reports\Engineer's report\ENGINEERS REPORT for UD board.doc

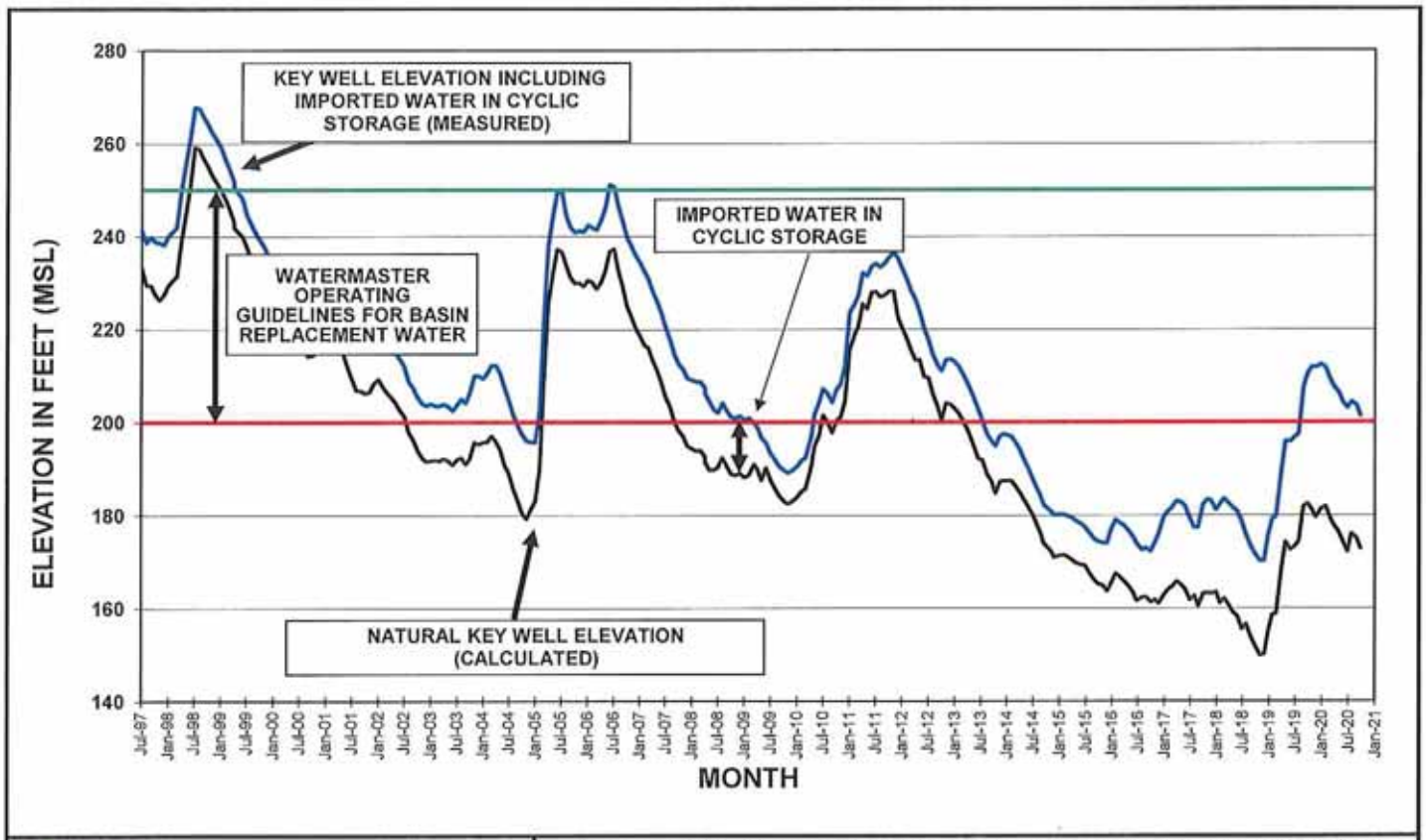

STETSON ENGINEERS INC.
Covina San Rafael Mesa, Arizona
WATER RESOURCE ENGINEERS

UPPER SAN GABRIEL VALLEY MUNICIPAL WATER DISTRICT

BALDWIN PARK KEY WELL
GROUNDWATER ELEVATION

J:\Jobs\2533\1.01.001 - Engineers Report for Board Meeting\Board Meeting Reports\Engineer's report\Revised Key Well ElevChart_UD

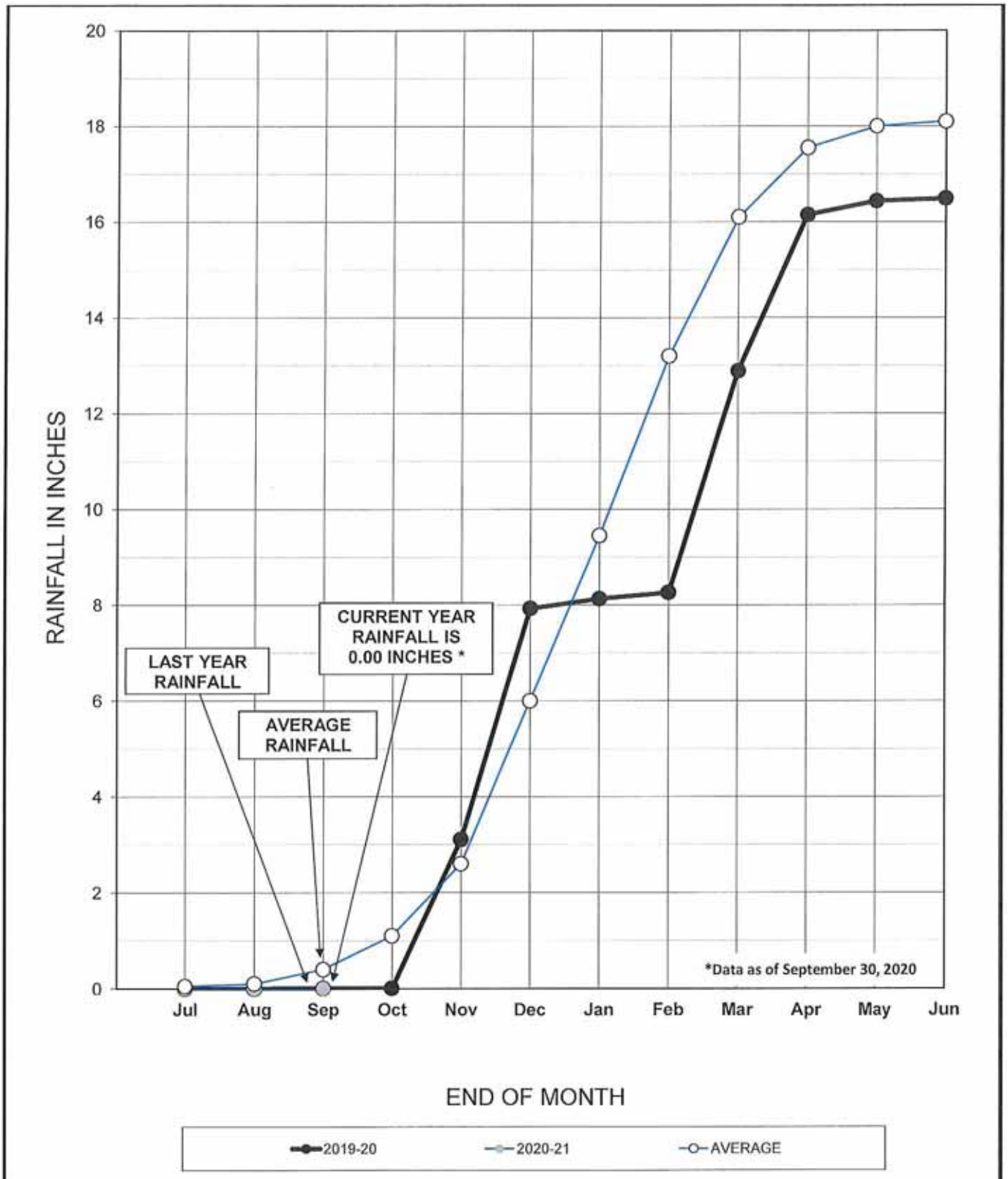

STETSON ENGINEERS INC.
Covina San Rafael Mesa, Arizona
WATER RESOURCE ENGINEERS

UPPER SAN GABRIEL VALLEY MUNICIPAL WATER DISTRICT

ACCUMULATED RAINFALL
AT PUDDINGSTONE DAM (STATION NO. 96-C)

J:\Jobs\2533\1.01.001 - Engineers Report for Board Meetings\Board Meeting Reports\Engineer's report\RAINFALL plate_ Revised

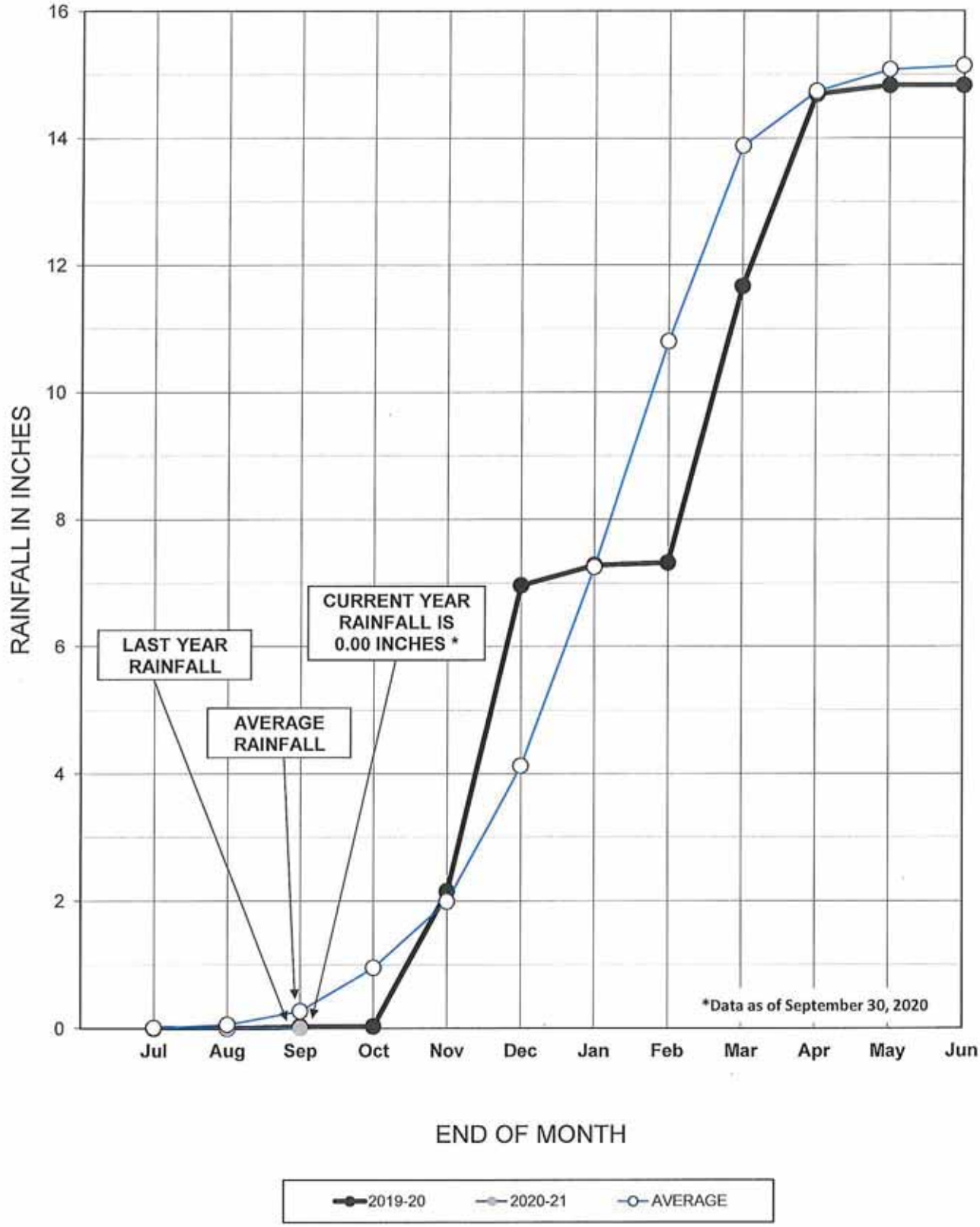

STETSON ENGINEERS INC.
Covina San Rafael Mesa, Arizona
WATER RESOURCE ENGINEERS

UPPER SAN GABRIEL VALLEY MUNICIPAL WATER DISTRICT

ACCUMULATED RAINFALL
AT LOS ANGELES CIVIC CENTER

J:\Jobs\2533\1.01.001 - Engineers Report for Board Meetings\Board Meeting Reports\Engineer's report\\RAINFALL plate_ Revised

USG-3 DELIVERIES
(acre-feet)

End of Month	USG-3		Cost
Apr-05	0.00		$246.65
May-05	0.00		$246.65
Jun-05	0.00		$246.65
Jul-05	0.00		$246.65
Aug-05	1,042.20		$246.65
Sep-05	4,836.30		$246.65
Oct-05	4,848.50		$246.65
Nov-05	7,597.00		$246.65
Dec-05	9,986.80		$246.65
Jan-06	8,243.30		$246.65
Feb-06	7,434.30		$251.90
Mar-06	9,488.20		$251.90
Apr-06	916.40		$251.90
May-06	599.10		$251.90
Jun-06	0.00		$251.90
Jul-06	0.00		$251.90
Aug-06	0.00		$251.90
Sep-06	0.00		$251.90
Oct-06	0.00		$251.90
Nov-06	0.00		$251.90
Dec-06	0.00		$251.90
Jan-07	0.00		$251.90
Feb-07	0.00		$251.90
Mar-07	0.00		$251.90
Apr-07	0.00		$251.90
May-07	0.00		$251.90
Jun-07	0.00		$251.90
Jul-07	1,733.80	1/	$251.90
Aug-07	1,813.10	1/	$251.90
Sep-07	1,842.40	1/	$251.90
Oct-07	1,961.60	1/	$251.90
Nov-07	2,013.20	2/	$251.90
Dec-07	1,965.30	2/	$251.90
Jan-08	1,745.90	2/	$251.90
Feb-08	0.00		$251.90
Mar-08	0.00		$251.90
Apr-08	0.00		$251.90
May-08	0.00		$251.90
Jun-08	0.00		$251.90
Jul-08	0.00		$251.90
Aug-08	0.00		$251.90
Sep-08	0.00		$251.90
Oct-08	0.00		$251.90
Nov-08	0.00		$251.90
Dec-08	0.00		$251.90
Jan-09	0.00		$251.90
Feb-09	0.00		$251.90
Mar-09	0.00		$337.00
Apr-09	0.00		$337.00
May-09	0.00		$337.00
Jun-09	0.00		$337.00
Jul-09	0.00		$337.00
Aug-09	0.00		$337.00
Sep-09	0.00		$337.00
Oct-09	0.00		$386.00

USG-3 DELIVERIES
(acre-feet)

End of Month	USG-3		Cost
Nov-09	0.00		$386.00
Dec-09	0.00		$386.00
Jan-10	579.50		$526.00
Feb-10	0.00		$526.00
Mar-10	4,620.90		$526.00
Apr-10	10,876.00		$526/$655
May-10	0.00		$655.00
Jun-10	0.00		$655.00
Jul-10	0.00		$655.00
Aug-10	0.00		$655.00
Sep-10	2,052.70		$655.00
Oct-10	10,423.30		$655.00
Nov-10	11,439.50		$655.00
Dec-10	1,495.50		$655.00
Jan-11	0.00		$569.00
Feb-11	0.00		$569.00
Mar-11	1,302.20	3/	$569.00
Apr-11	1,441.70	3/	$569.00
May-11	1,974.60		$429.00
Jun-11	5,254.90	4/	$429.00
Jul-11	9,186.20	5/	$479.00
Aug-11	4,845.80		$479.00
Sep-11	7,394.30		$479.00
Oct-11	0.00		$597.00
Nov-11	0.00		$597.00
Dec-11	0.00		$597.00
Jan-12	0.00		$640.00
Feb-12	0.00		$640.00
Mar-12	0.00		$640.00
Apr-12	0.00		$640.00
May-12	0.00		$640.00
Jun-12	0.00		$640.00
Jul-12	0.00		$640.00
Aug-12	0.00		$640.00
Sep-12	0.00		$640.00
Oct-12	8,753.30		$640.00
Nov-12	3,281.40		$640.00
Dec-12	0.00		$640.00
Jan-13	0.00		$673.00
Feb-13	0.00		$673.00
Mar-13	0.00		$673.00
Apr-13	0.00		$673.00
May-13	0.00		$673.00
Jun-13	0.00		$673.00
Jul-13	0.00		$673.00
Aug-13	0.00		$673.00
Sep-13	0.00		$673.00
Oct-13	16,093.80		$673.00
Nov-13	5,120.80		$673.00
Dec-13	4,788.80		$673.00
Jan-14	0.00		$673.00
Feb-14	2,315.90		$673.00
Mar-14	2,720.20		$673.00
Apr-14	249.40		$673.00
May-14	0.00		$673.00

USG-3 DELIVERIES
(acre-feet)

End of Month	USG-3		Cost
Jun-14	0.00		$673.00
Jul-14	358.40	6/	$673.00
Aug-14	1,204.00	6/	$673.00
Sep-14	1,204.00	6/	$673.00
Oct-14	2,695.30	7/	$673.00
Nov-14	3,628.90		$673.00
Dec-14	3,211.60		$673.00
Jan-15	3,482.10	8/	$673.00
Feb-15	4,729.30	9/	$673.00
Mar-15	6,464.30	10/	$673.00
Apr-15	4,877.50	11/	$673.00
May-15	3,630.40		$673.00
Jun-15	3,355.10		$673.00
Jul-15	0.00		$673.00
Aug-15	0.00		$673.00
Sep-15	0.00		$673.00
Oct-15	0.00		$673.00
Nov-15	7,854.80		$673.00
Dec-15	8,383.30		$673.00
Jan-16	0.00		$697.00
Feb-16	0.00		$697.00
Mar-16	3,000.90		$697.00
Apr-16	0.00		$697.00
May-16	0.00		$697.00
Jun-16	0.00		$697.00
Jul-16	0.00		$697.00
Aug-16	0.00		$697.00
Sep-16	0.00		$697.00
Oct-16	19,421.50		$697.00
Nov-16	17,377.00		$697.00
Dec-16	3,701.10		$697.00
Jan-17	0.00		$769.00
Feb-17	0.00		$769.00
Mar-17	0.00		$769.00
Apr-17	0.00		$769.00
May-17	0.00		$769.00
Jun-17	0.00		$769.00
Jul-17	0.00		$769.00
Aug-17	0.00		$769.00
Sep-17	0.00		$769.00
Oct-17	0.00		$769.00
Nov-17	0.00		$769.00
Dec-17	16,000.00		$769.00
Jan-18	0.00		$798.00
Feb-18	0.00		$798.00
Mar-18	0.00		$798.00
Apr-18	3,265.60		$798.00
May-18	0.00		$798.00
Jun-18	0.00		$798.00
Jul-18	0.00		$798.00
Aug-18	0.00		$798.00
Sep-18	0.00		$798.00
Oct-18	933.40		$798.00
Nov-18	17,032.90		$798.00
Dec-18	13,923.30		$798.00

USG-3 DELIVERIES
(acre-feet)

End of Month	USG-3	Cost
Jan-19	0.00	$834.00
Feb-19	0.00	$834.00
Mar-19	0.00	$834.00
Apr-19	5,008.00	$834.00
May-19	0.00	$834.00
Jun-19	0.00	$834.00
Jul-19	0.00	$834.00
Aug-19	0.00	$834.00
Sep-19	0.00	$834.00
Oct-19	0.00	$834.00
Nov-19	0.00	$834.00
Dec-19	20,056.00	$834.00
Jan-20	0.00	$858.00
Feb-20	0.00	$858.00
Mar-20	0.00	$858.00
Apr-20	0.00	$858.00
May-20	0.00	$858.00
Jun-20	0.00	$858.00
Jul-20	0.00	$858.00
Aug-20	0.00	$858.00

Note:
1/ All water deliveries were for CIC/Azusa deliveries
2/ All water deliveries were for Azusa/Glendora deliveries
3/ Deliveries made through CenB-48.
4/ Of the 5,254.90 AF, 258.5 AF was delivered through CenB-48.
5/ Of the 9,186.20 AF, 564.6 AF was delivered through CenB-48.
6/ Deliveries made through UD-SGP. Deliveries were for Azusa.
7/ Of the 2,628.9 AF, 1,234.6 AF was delivered through UD-SGP.
8/ Of the 3,482.1 AF, 745.3 AF was delivered through CenB-48.
9/ Of the 4,729.3 AF, 1,626.3 AF was delivered through CenB-48.
10/ Of the 6,464.3 AF, 2,826.9 AF was delivered through CenB-48.
11/ Of the 4,877.5 AF, 1,301.5 AF was delivered through CenB-48.
*July 2014 through October 2014 reflects 1,000 AF deduction made to Canyon Basin through UD-SGP.
January 2015 through April 2015 reflects CenB-48 adjustment from 10,000 AF to 6,500 AF.

2533

During August 2020, 87 wells were sampled under Title 22. Raw water results from active wells that do not pump to a treatment plant follow:

Contaminant	Range (ppb)	MCL (ppb)
PCE	ND - 2.2	5*
TCE	ND - 2.2	5*

In addition, 23 wells were sampled under Title 22 in September 2020.

*Note: Based on rounding, results greater than or equal to 5.5 ppb are above an MCL.

J:\1046\VOCSummary\VOC_Summary.doc

MEMORANDUM

11.
GENERAL MANAGER'S REPORT

General Manager's Monthly Report
October 14, 2020

Imported Water Deliveries

On September 25, 2020, the Baldwin Park Key Well groundwater elevation was 201.4'. This level represents a decrease of about 2.3 feet from the month prior and about nine feet lower than one year ago (represents approximately 72,000 acre-feet).

Combined storage in the San Gabriel Canyon as of September 28, 2020 was 20,393 AF (about 25% of capacity). Excluding minimum pool storage, about 9,900 AF is available for direct use or groundwater replenishment.

On September 28, 2020, San Gabriel Reservoir inflows were 98 cfs and release was 265 cfs. Morris Reservoir inflow was 308 cfs and release was 530 cfs.

During September 2020, Upper District did not make deliveries through USG-3.

During September 2020, Three Valleys MWD did not make deliveries through USG-3.

San Gabriel District did not make deliveries to the San Gabriel Canyon during September 2020.

Measured rainfall at the Los Angeles Civic Center from July 1, 2020 through September 30, 2020 was 0.0 inches.

MWD Water Supply Conditions are summarized as follows:

Reservoir	Capacity*	Current Storage (%, Volume)	Notes
San Luis	2.04 MAF	48%, 725 TAF	About 21 TAF less in State Water Project (SWP) than this time last year
Oroville Res.	3.5 MAF	48%, 1.71 MAF	About 916 TAF less than this time last year
D. Valley Lake	810 TAF	88%, 710 TAF	About 39 TAF less than this time last year
Lake Shasta	4.55 MAF	53%, 2.4 MAF	About 1.30 MAF less than this time last year
Lake Powell	24.3 MAF	48%, 11.72 MAF	About 1.88 MAF less than this time last year
Lake Mead	26.1 MAF	40%, 10.35 MAF	About 45 TAF more than this time last year

*Storage volumes are in units of Million Acre-Feet (MAF), or Thousand Acre-Feet (TAF)

602 E. Huntington Drive, Suite B | Monrovia, CA 91016 | (626) 443-2297 (phone) | (626) 443-0617 (fax) | www.upperdistrict.org

Proposition 84 – Upper District Recycled Water Projects

Upper District submitted three projects as part of the Proposition 84, Round 3, Part 1 funding. In partnership with the producers, these projects were among the Greater LA IRWMP projects selected for grant funding and are summarized as follows:

- Rose Hills Memorial Park Retrofit

Work is complete with an increase use of recycled water for irrigation anticipated to be 600 acre-feet per year (AFY). The budget for construction of this project was $1 million with an offset of $500,000 in funding. Funds from DWR were recently received for this project and disbursed to Rose Hills.

- The San Gabriel Valley Water Company, South El Monte and El Monte Extension

The total AF of conversion is estimated at 72 AFY for the initial phase. The construction estimate is $3.8 million for the first phase of the project. This project is expected to receive $1.28 Million in offsetting grants with an initial disbursement provided to SGV Water Co. Construction of the South El Monte and El Monte initial phase expansion is substantially complete.

- The La Puente Valley County Water District Project

This project provides for conversion of approximately 60 AFY. The construction estimate is $2 million and is anticipated to receive $428,400 from Proposition 84 funding. The La Puente Board of Directors awarded a construction contract to W. A. Rasic, Inc. in the amount of $1,598,480 during their December 16, 2019 meeting. Construction of the new recycled water pipeline is complete, including the bridge crossing at Patriot Place and San Jose Creek and the connection to the City of Industry's recycled water transmission main. Work is focusing on construction of the small pump station and conversion of the first few customers.

Progress reports and invoices for reimbursement from the grant for design and construction costs for the three projects are being submitted to the state on a quarterly basis through the LACDPW, which acts as the IRWMP coordinator for the San Gabriel Valley.

Indirect Reuse Replenishment Project (IRRP)

Staff is working with all parties regarding the transition of the previous full-scale project to an evaluation of alternatives, including the potential MWD Regional Recycled Water project. As such, work is continuing regarding memorializing understandings and approach regarding:

- Division of Drinking Water (DDW) permit discussions
- California Environmental Quality Act (CEQA) documentation (completed)
- Army Corps of Engineers (ACOE) permitting and right-of-way acquisition

Water Use Efficiency

SoCal Water$mart Rebates

A total of $223,455.42 has been paid out in residential rebates and $122,500 in commercial rebates during the past 12-month period.

Water Filling Station Pilot Program

Through its Water Filling Station Program, Upper District continues to raise awareness about sustainability while reducing the amount of disposable one-time use plastic bottles. The program results in water savings from reduced plastic bottle production, helps mitigate microplastic pollution in our local waterways, as well as reduces greenhouse gas emissions.

What started as 10 units installed by Upper District as a pilot program, resulted in several water producers stepping forward to fund additional water fill stations. The Upper District Board of Directors approved expansion of the program through a co-funding partner approach with Upper District funding the installation and signage cost portions and partners funding the device and site assessment costs. Staff is currently working with the City of South Pasadena, California American Water Company, and Valley County Water District to identify and secure locations where water fill stations will be installed in their respective service areas. Most recently, in partnership with the City of South Pasadena, a fill station was installed at the South Pasadena police station.

Education and Outreach

Sustainable Watershed Education Program

The Sustainable Watershed Education program has been reformulated to offer educators the option of live, interactive online programs alongside the on-site educational program. This program flexibility provides a much greater level of accessibility to schools throughout Upper District's service area. Curriculum originally offered for 4th-6th grade levels now includes approved content for 7th graders. A letter regarding the program, highlighting the online program option, has been sent via email to all school principals in Upper District's area.

Water Education Grant Program

The Upper District's Water Education Grant Program (WEGP) offers teachers an opportunity to apply for grants of up to $1,000 for proposed projects that are related to water. Announcements regarding the grant program and application period for the new school year will soon be emailed to the principals of all schools within the Upper District's service area.

Workshops

Upper District's live, online *"Edible Gardening for Beginners"* workshops have been an overwhelming success, with workshops filling up quickly and inquiries about future online workshop topics. Additional *"Edible Gardening"* workshops were held on September 9th and September 23rd. Staff is currently working on the creation of a full series of new online landscape workshops.

The following table provides a breakdown of where workshop participants came from.

Class Type	Date	Attendance													
		Div. 1		Div. 2		Div. 3		Div. 4		Div. 5		Other		Total	
		#	%	#	%	#	%	#	%	#	%	#	%	#	%
Edible Gardening for Beginners	7/29/20	6	29%	5	24%	1	5%	0	0%	3	14%	6	29%	21	100%
Edible Gardening for Beginners	8/5/20	3	19%	3	19%	2	13%	3	19%	0	0%	5	31%	16	100%
Edible Gardening for Beginners	8/26/20	7	21%	8	24%	2	6%	8	24%	3	9%	6	18%	34	100%
Edible Gardening for Beginners	9/9/20	13	41%	9	28%	0	0%	0	0%	3	9%	7	22%	32	100%
Edible Gardening for Beginners	9/23/20	4	16%	5	20%	2	8%	3	12%	5	20%	6	24%	25	100%
Total		33	##	30	##	7	5%	14	11%	14	11%	30	##	128	100%

Legislative Update

The Legislative session has ended with the final deadline on September 30th passing. Below is a summary of the 2019-20 session:

Over the two-year session, a total of 4,848 bills were introduced between the Senate and the Assembly (2,625 in 2019 and 2,223 in 2020). In the Senate, there were a total of 1,474 SBs introduced, including 682 SBs in 2020 and 792 SBs in 2019. In the Assembly, there were a total of 3,374 ABs introduced, including 1,541 ABs in 2020 and 1,833 ABs in 2019.

For the 2020 session, 137 Senate bills made it to the Governor's desk and 117 bills were signed and 20 senate bills were vetoed. In the Assembly, 291 bills made it to the Governor's desk and 255 bills were signed and 36 vetoed.

During the 2019-20 Session, in the Assembly, there were 26 Assembly Constitutional Amendments introduced: Of those, 5 ACAs passed the Assembly in 2019, but none were chaptered; 5 ACAs passed in 2020 and 4 ACAs were chaptered. In the Senate, there were 10 Senate Constitutional Amendments introduced. Of those, 2 SCAs passed the Senate in 2019, but none were chaptered; none were passed or chaptered in 2020.

Finance and Administration

Total operating expenses for the two months ended August 31, 2020 amount to $2.45 million or 7.5% of budgeted amounts for fiscal year 2020/21. Total operating revenues for the same period amount to $1.66 million or 5.1% of budgeted revenues for fiscal year 2020/21. There were no major capital expenditures for the month. The budget variance summary and detailed reports are included in the consent calendar.

Existing professional service agreements executed under the General Manager's authority are summarized in Table 1. No new agreements were executed under the General Manager's authority during August 2020.

Upper San Gabriel Valley Municipal Water District
Fiscal Year 2019/20 Summary of Payment/Contract Balances - Active Contracts
As of August 31, 2020

TABLE 1

Type of Service/Firm	Scope of Work	Signed Contract Date	Total Contract Amount (Including COs/Amendments)	Remaining Balance
Engineering/Project Management				
The Solis Group	Labor Compliance Consulting Services (Rose Hills, SGVWC, LPVCWD)	3/29/2016	50,000.00	24,761.25
Gillis + Panichapan Architects Inc.	Needs Assessment and Conceptual Master Planning	11/21/2018	30,000.00	1,870.00
		Subtotal	**80,000.00**	**26,631.25**
Administrative/Conservation Contracts				
Marketplace Communications	Public Relation Services	7/24/2015	50,000.00	36,610.97
Fieldman Rolapp & Associates	Long Range Financial Planning	1/24/2020	48,000.00	38,451.22
		Subtotal	**98,000.00**	**75,062.19**
			178,000.00	**101,693.44**

Table 1

Summary Report for
The Metropolitan Water District of Southern California
Adjourned Board Meeting
September 15, 2020

CONSENT CALENDAR ITEMS – ACTION

The Board:

Adopted Ordinance No. 151, determining that the interests of Metropolitan require the use of revenue bonds in the aggregate principal amount of $500 million to finance a portion of Metropolitan's capital expenditures and waive the full reading of Ordinance No. 151. **(Agenda Item 7-1)**

Adopted the Twenty-Fourth Supplemental Resolution to the Master Bond Resolution authorizing the issuance of up to $255 million of Water Revenue Bonds, 2020 Series and 2021 Series, and providing the terms and conditions for the sale and issuance of said Water Revenue Bonds; and approved expenditures of approximately $780,000 for the payment of the costs of issuance of the Water Revenue Bonds to be paid from bond proceeds or Metropolitan funds. **(Agenda Item 7-2)**

Awarded $13,419,000 contract to J.F. Shea Construction, Inc. to replace the overhead bridge cranes at all five CRA pumping plants; and authorized an agreement with Chamieh Consulting & Industrial Group, Inc. for technical support, in an amount not-to-exceed $500,000. **(Agenda Item 7-3)**

Expressed support for Proposition 16, the "Allows Diversity as a Factor in Public Employment, Education and Contracting Decisions" Legislative Constitutional Amendment. **(Agenda Item 7-4)**

Adopted the CEQA determination that the proposed action was addressed in prior environmental documentation and authorized the General Manager to execute an amendment to the Agreement with DWR to purchase surface water supplies from Yuba County Water Agency consistent with the key terms outlined in Attachment 1 of the Board Letter and in a form approved by the General Counsel. **(Agenda Item 7-5)**

OTHER BOARD ITEMS – ACTION

FINANCE & INSURANCE COMMITTEE:

Approved the following recommended cost-containment measures to address the COVID-19 financial impacts as amended:

Continue to track COVID-19 impacts to the member agencies with a focus on retail payment delinquencies. If there is interest from the member agencies, develop a payment deferral program that also exempts penalties or interest for those agencies that record and report

significant delinquencies and likewise grant deferrals to their customers. Bring back any deferral program criteria to the Board for review and consideration; and monitor water demands, sales and expenditures and prepare additional cost-containment measures, as needed, for mid-cycle budget review; and maintain the current rates adopted by the Board to address the impacts of lower water sales and lower revenues while maintaining current credit ratings; and include in the mid-year budget review new revenue generation options including through a groundwater replenishment program; and a moratorium on non-emergency un-budgeted proposals for the remaining part of the fiscal year that have not been anticipated in the budget. **(Agenda Item 8-1)**

THIS INFORMATION SHOULD NOT BE CONSIDERED THE OFFICIAL MINUTES OF THE MEETING.

Board letters related to the items in this summary are generally posted in the Board Letter Archive approximately one week after the board meeting. In order to view them and their attachments, please copy and paste the following into your browser: http://mwdh2o.com/WhoWeAre/Board/Board-Meeting/Pages/search.aspx

All current month materials, before they are moved to the Board Letter Archive, are available on the public website here: http://mwdh2o.com/WhoWeAre/archived-board-meetings

Summary Report for the San Gabriel Basin Water Quality Authority September 16, 2020

Action Items

1. Professional Services Agreement with The Monares Group, LLC
   The Board of Directors approved, as presented, the proposed agreement with The Monares Group, LLC for advocacy services.

Executive Director's Report

The Executive Director gave a brief update on the Prop 68 funds. He noted that the 97-005 user guide was finished and available for review. He then announced that a workshop will be held next month to discuss the budget in more detail. He also congratulated Mr. Dan Colby on his new position as the Assistant Executive Director/Senior Project Manager.

Future Board and Committee Meetings

Administrative/Finance - Tuesday, October 13, 2020 at 10:00 a.m.

Engineering – Tuesday, October 13, 2020 at 11:00 a.m.

Legislative/Public Information – Wednesday, October 14, 2020 at 11:00 a.m.

WQA Board Meeting – Wednesday, October 21, 2020 at 12:00 p.m.

Summary Report for the Main San Gabriel Basin Watermaster Regular Board Meeting September 2, 2020

Renewal of Weck Lab Agreement for the Baldwin Park Operable Unit (BPOU)
The Board authorized to renew the Weck Lab Agreement for BPOU water quality analytical services.

Resolution No. 09-20-304 Approving and Adopting Volunteer Personnel Worker's Compensation Insurance
The Board adopted Resolution No. 09-20-304 as presented.

Amendment to Puente Basin Water Agency – Storage and Export Agreement
The Board approved the amendment to Puente Basin Water Agency's Storage and Export Agreement, increasing the maximum storage amount from 15,000 acre-feet to 30,000 acre-feet as presented.

Attorney's Report
The Attorney provided an update on the matter with the Los Angeles County Department of Parks and Recreation (LACDPR) related to Watermaster assessments for Legg Lakes water usage as part of a water production agreement for the Whittier Narrows Operable Unit.

Engineer's Report
The Consulting Engineer reported on current Basin and water supply conditions as well as canyon storage. He then stated that all four landfills were inspected and found to be operating normally with no violations.

Executive Officer's Report
The Executive Officer provided a brief update on outside activities. He stated that Watermaster staff is working on finalizing the 2019-20 Annual Report and will begin working on the Five-Year Water Quality and Supply Plan for 2020-2025.

The Executive Officer reported that on-going discussions continue with Upper District staff regarding impacts of their Ready-to-Serve Charge and financial planning. He then reported that the Letter of Intent to participate in the Regional Recycled Water Program has been fully executed by Watermaster, MWD, Three Valleys MWD and Upper District.

Lastly, the Executive Officer provided an overview of the process for the election of Producer Nominees for Watermaster for calendar year 2021.

MEMORANDUM

15.
DIRECTORS' REPORT (AB 1234)

Directors' Activity Report – (AB 1234)

In accordance with CA Government Code Section 53232.3 (d)

September 2020

ANTHONY R. FELLOW, Division 1

Date	Event	Description
	No reportable activity.	

CHARLES M. TREVIÑO, Division 2

Date	Event	Description
	No reportable activity.	

ED CHAVEZ, Division 3

Date	Event	Description
	No reportable activity.	

ALFONSO C. CONTRERAS, Division 4

Date	Event	Description
	No reportable activity.	

JENNIFER SANTANA, Division 5

Date	Event	Description
September 9, 16, 23, 30	ACWA Virtual CLE Workshop Series	Discussion: Groundwater Quality Under SGMA, Education vs Advocacy: How to Inform Stakeholders about Important Legislative Issues Without Violating the Law, Understanding Financial Conflicts of Interest for Public Entities/Board Members, Leading the Workplace Post-COVID-19. Presenters/Panelists: Craig Altare, Anona Dutton, Natalie Stork April Coady, Christine Dugger, Elezabeth Leeper, Dave Bainbridge, Olivia Clark, Mary Egan, Nate Kowalski.